



# TELANGANA STATE SEED CERTIFICATION AGENCY

**1<sup>st</sup> - ANNUAL REPORT  
2014-15**



Registered Office: # 5-10-193, HACA Bhavan,  
1st Floor, Opp. Public Gardens, Hyderabad-500 004

# TELANGANA STATE SEED CERTIFICATION AGENCY

## I<sup>st</sup> - ANNUAL REPORT 2014-15



Registered Office :  
# 5-10-193, HACA Bhavan, 1st Floor,  
Opp. Public Gardens Hyderabad-500 004

# INDEX

| S.No.                    | CONTENTS   | Page |
|--------------------------|--|------|
| 1                        | Annual Report for the Year 2014-15   | 1    |
| 2                        | TSSCA at a Glance  | 1    |
| <b><u>ANNEXURES:</u></b> |  |      |
| I.                       | Members of the Governing Board   | 1    |
| II.                      | Administrative Set-up  | 1    |
| III.                     | Particulars of Pay Scales  | 1    |
| III(A)                   | Particulars of Staff position  | 1    |
| IV.                      | Audit Report   |      |
| V.                       | Budget Estimates for 2015-16   | 1    |
| VI.                      | Crop-wise Areas Offered, Certified and Quantity of Seed Certified                | 1    |
| VII.                     | Crop-wise details under Foundation Seed  | 1    |
| VIII.                    | Crop-wise details under Certified Seed   | 1    |
| IX.                      | Zone / Division / Crop-wise Areas Regd, Certified and Quantity of Seed Certified | 1    |
| X.                       | Crop / Division / District-wise Seed Growers Registered                          | 1    |
| XI.                      | Crop / Division / District-wise Areas Registered                                 | 1    |
| XII.                     | Crop / Division / District-wise Area Certified                                   | 1    |
| XIII.                    | Crop/ Division / District-wise Quantity of Seed Certified                        | 1    |
| XIV.                     | Variety-wise details under Foundation Seed                                       | 1    |
| XV.                      | Variety-wise details under Certified Seed  | 1    |
| XVI.                     | Division / District /Crop / Variety / Season-wise Areas & Quantities under SVP   | 1    |
| XVII.                    | Company / Class-wise details of Areas Regd, Certified and Qty of Seed Certified  | 1    |
| XVIII.                   | Major Producer-wise details under Foundation Seed and Certified Seed             | 1    |
| XIX.                     | List of Registered Seed Processing plants and Groundnut Cleaning Centres         | 1    |
| XX.                      | Details of Validation  | 1    |
| XXI.                     | Crop-wise Seed Samples (Regular) Analysed in Seed Testing Laboratories           | 1    |
| XXII.                    | Crop -wise Seed Samples (Service) Analysed in Seed Testing Laboratories          | 1    |
| XXIII.                   | Details of Foundation Seed Samples Tested for Genetic Purity                     | 1    |


# TELANGANA STATE SEED CERTIFICATION AGENC

## AT A GLANCE

I            A            OFFICE WITH HEADQUARTERS :

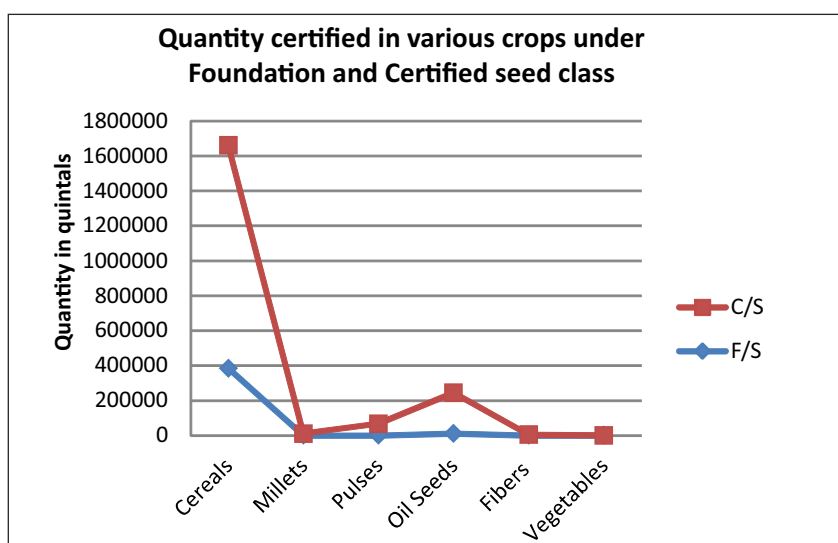
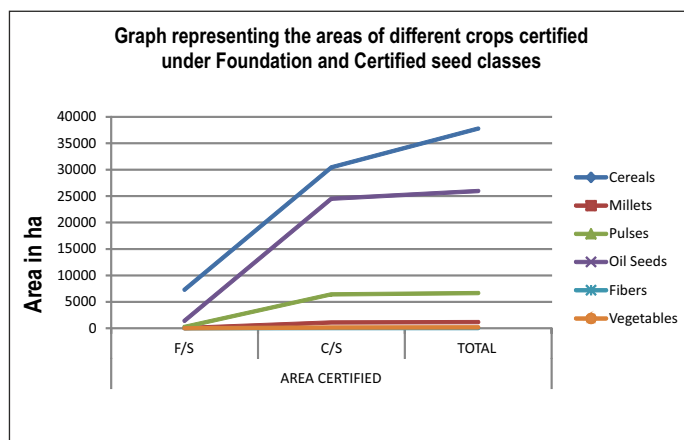
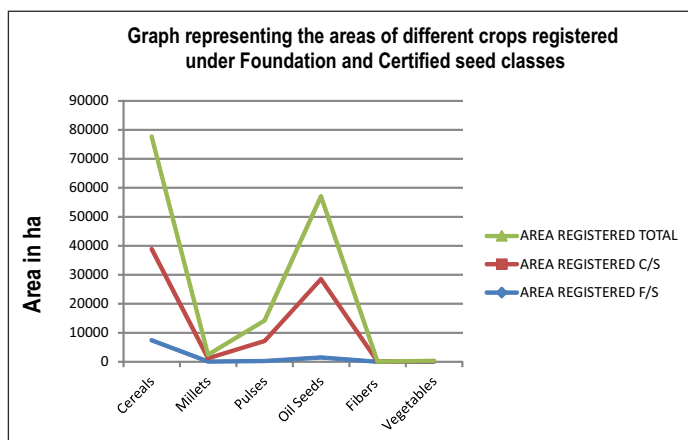
|  |   |
|--|---|
| a) Director  | Hyderabad   |
|  |   |
| d) SSCO(QC)  | Hyderabad   |
| e) Chief Seed Certification Officer<br>(Zonal Level)           | Hyderabad   |
| f) Senior Seed Certification Officer(QC)<br>(Seed Testing Lab) | 1) Rajendranagar<br>2) Karimnagar   |
| g) Senior Seed Certification Officer<br>(Divisional Level)     | 1) Hyderabad<br>2) Nizamabad<br>3) Warangal<br>4) Karimnagar<br>5) Gadwal |

| B                 | STAFF (as on 31.03.2013) |  | Technical | Non-Technical | Total |
|-------------------|--------------------------|--|-----------|---------------|-------|
| a) Regular        | 23                       |  | 25        |               | 48    |
| b) Deputationists | -                        |  | -         |               | 1     |
| c) Contract Basis | 3                        |  | -         |               | 3     |
| d) Outsourcing    | -                        |  | 17        |               | 17    |
| TOTAL             | 26                       |  | 42        |               | 68    |



### C. AREA OFFERED, AREA CERTIFIED & QUANTITY OF SEED CERTIFIED :

| Sl. No. | CROP GROUP   | AREA REGISTERED |              |              | AREA CERTIFIED |              |              | QUANTITY CERTIFIED |                |                |
|---------|--------------|-----------------|--------------|--------------|----------------|--------------|--------------|--------------------|----------------|----------------|
|         |              | F/S             | C/S          | TOTAL        | F/S            | C/S          | TOTAL        | F/S                | C/S            | TOTAL          |
| 1       | Cereals      | 7359            | 31454        | 38813        | 7325           | 30436        | 37761        | 383316             | 1276771        | 1660087        |
| 2       | Millets      | 63              | 1134         | 1197         | 63             | 1120         | 1183         | 147                | 10881          | 11028          |
| 3       | Pulses       | 264             | 6840         | 7104         | 262            | 6424         | 6686         | 557                | 67367          | 67924          |
| 4       | Oil Seeds    | 1468            | 27061        | 28529        | 1445           | 24519        | 25964        | 11479              | 233693         | 245172         |
| 5       | Fibers       | 0               | 36           | 36           | 0              | 36           | 36           | 0                  | 5047           | 5047           |
| 6       | Vegetables   | 2               | 176          | 178          | 2              | 176          | 178          | 9                  | 1006           | 1015           |
|         | <b>TOTAL</b> | <b>9156</b>     | <b>66701</b> | <b>75857</b> | <b>9097</b>    | <b>62711</b> | <b>71808</b> | <b>395508</b>      | <b>1594765</b> | <b>1990273</b> |



|   |   |       |
|---|---|-------|
| D | Number of Seed Producers who registered the Areas for Certification | 196   |
| E | Number of Seed Growers who Registered the Areas for Certification   | 33783 |
| F | Number of Seed Processing Units Registered                          | 310   |
| G | Quantity of Seed Validated and Recleaned & Validated (in Qtls.)     | 54375 |
| H | Number of Certification Seed Samples Analysed at S.T.Ls.            | 21159 |
| I | Number of Service Samples Analysed at STLs                          | 9628  |
| J | Number of Grow-out Tests Conducted                                  | 22    |

|   | Vehicle                              | As on<br>01.04.14 | Purcha-<br>sed<br>during<br>the<br>period | Dis-posed<br>during<br>the<br>period | Road<br>Worthy | Sick | Total        |
|---|--------------------------------------|-------------------|---|--------------------------------------|----------------|------|--------------|
| K | Mobility                             |                   |   |                                      |                |      |              |
|   | Cars                                 | 1                 | -   | -                                    | 1              | -    | 1            |
|   | Jeeps                                | 4                 | -   | -                                    | 4              | -    | 4            |
|   | Toyota Qualis                        | 1                 | -   | -                                    | 1              | -    | 1            |
|   | Auto                                 | 1                 | -   | -                                    | 1              | -    | 1            |
|   | Total                                | 7                 | -   | -                                    | 7              | -    | 7            |
| L | Financial Position (Rupees in Lakhs) |                   |   |                                      |                |      | Amount       |
|   | 1) Receipts                          |                   |   |                                      |                |      | 584.01       |
|   | 2) Expenditure                       |                   |   |                                      |                |      | 559.41       |
|   | <b>SURPLUS</b>                       |                   |   |                                      |                |      | <b>24.06</b> |

**ANNUAL REPORT FOR THE YEAR 2014-15**  
**I) FORMATION OF TELANGANA STATE SEED CERTIFICATION AGENCY ON**  
**BIFURCATION OF A.P. INTO TWO SUCCESSOR STATES i.e. TELANGANA &**  
**ANDHRA PRADESH W.E.F. 2ND JUNE, 2014 :**

The State of Telangana was formed and has come into existence as 29th State in the Union of India and started functioning from 2nd June, 2014 onwards as per the A.P. Reorganization Act, 2014.

Several sections in the society have voluntarily participated in the movement & demanded the Central and State Governments time to time for creation of Telangana State. The Gazetted, Non-Gazetted and till last grade employees from Telangana region have played pivotal role in building up the movement in a peaceful and democratic manner in order to mobilize the support of entire nation for the just demand. The contribution of the agency employees was also immense in emergence of new State.

As per the guidelines issued by the Government on APR Act-2014, the Governing Board of erstwhile A.P. State Seed Certification Agency in its 121st Special Meeting held on 13.05.2014 passed a Special Resolution as required under Section 21(2) of Societies Registration Act-2001, on bifurcation of Assets & Liabilities, Apportionment of Head Office space, Constitution of separate Governing Board & Allocation of employees among both the Agencies etc., advised the Director to address a letter to the Government for approval. Accordingly, a letter was addressed to the Government on 14th May, 2014, along with a copy of the Board Minutes, for approval.

The Government of Telangana vide G.O.Rt.No.11, Agril. & Coop. (Agri.I) Dept., Dated: 23.06.2014 have nominated Sri J.Dharma Naik, Addl. Director of Agriculture, O/o. the Commissioner & Director of Agriculture, Telangana, as Joint Addl. Director, APSSCA, to manage service delivery in the jurisdiction of Telangana State.

The Govt. of Telangana vide G.O.Rt.No.39 Agril. & Coop. (Agri.I) Dept., Dt:18.07.2014, constituted a committee of members to the Governing Board of TSSCA including the Director, Telangana State Seed Certification Agency who acts as Member-Secretary in the Governing Board to start functioning exclusively in the geographical area of Telangana State.

Later, the Government vide G.O.Rt.No.53, Agriculture & Cooperation (Agri.I) Dept., Dt:04.08.2014 has re-designated the post of Joint Addl. Director as Director, TSSCA to execute all the powers of Director i.e. to open and operate Bank account in the name of the "Director & Member-Secretary" for Telangana State Seed Certification Agency, conducting Board meetings and also to have correspondence with other organizations on behalf of TSSCA and also to start functioning of TSSCA in the geographical area of Telangana State immediately.

Accordingly, the Telangana State Seed Certification Agency was established as per G.O.Ms.No.11, Dt:23.06.2014 and registered with the Registrar of Societies, Hyderabad vide Registration No.390/2014, Dt:05.07.2014 under Andhra Pradesh Societies Registration Act, 2001 to serve exclusively to the farming community of Telangana State, with a purpose to maintain and make available to the Public through Seed Certification, high quality seeds and superior crop plant varieties so grown and distributed as to ensure Genetic Identity and Purity. The Agency started functioning from 05.07.2014 as per Registration No.390/2014, Dt:05.07.2014. The Agency's Memorandum of Association and Rules are adopted based on the model / pattern communicated by the Government of India.

The APC & Principal Secretary to Govt., Agriculture & Cooperation Dept., Govt. of Telangana vide N.F.No.TSSCA/Estt/1468/2014, Dt:08.08.2014 approved the emblem which has to be incorporated in all the official documents of TSSCA for future correspondence.

The Governing Board of Telangana State Seed Certification Agency in its 1st Ordinary General Meeting held on 20.12.2014 under Agenda item No.18 have approved the Administrative & Financial Regulations of erstwhile APSSCA to adopt the same Rules & Regulations in TSSCA.

As per the demerger plan of the APSSCA, the bifurcation of Staff, Assets and Funds is made as follows:

**Staff:**

After final allocation of sanctioned posts among the APSSCA & TSSCA on population ratio of 58.32 :

41 Fixed Assets:

| Sl. No. | Designation  | Sanctioned Posts | Allocated to |       |
|---------|--|------------------|--------------|-------|
|         |  |                  | APSSCA       | TSSCA |
| 1       | Director   | 1                | 1            | –     |
| 2       | Jt.Director  | 1                | 1            | --    |
| 3       | Dy.Director / CSCO                                   | 4                | 2            | 2     |
| 4       | Senior Seed Certification Officer                    | 14               | 8            | 6     |
| 5       | Accounts Officer                                     | 1                | 1            | –     |
| 6       | Seed Certification Officer                           | 75               | 44           | 31    |
| 7       | Section Officer                                      | 3                | 2            | 1     |
| 8       | Senior Assistant                                     | 16               | 9            | 7     |
| 9       | Jr.Asst.-cum-Typist/Jr.Stenographer/<br>Store Keeper | 20               | 12           | 8     |
| 10      | Sr.Driver  | 1                | --           | 1     |
| 11      | Driver   | 16               | 9            | 7     |
| 12      | Record Assistant                                     | 2                | 1            | 1     |
| 13      | Lab Assistant  | 6                | 5            | 1     |
| 14      | Attender-cum-Watchman                                | 40               | 23           | 17    |

**Fixed Assets:**

Resolved that the Director, APSSCA is hereby authorized to divide the available Head Office space of 8255 Sft. in the ratio of 58.32 : 41.68 which comes to 4814 Sft. and 3441 Sft. among the two successor Agencies viz.. APSSCA & TSSCA respectively.



## APSSCA

| Sl. No. | Place of   | Land (Sq. Yds.) | Built-up (Sq. Ft.) | Present Market Value (Rs. in Lakhs) | Value Assessed by  | Remarks   |
|---------|--|-----------------|--------------------|-------------------------------------|--|---|
| 1       | Directorate Office at HACA Bhavan, Govt. of A.P.                   | --              | 8255               | 282.07                              | Registration & Stamps dept.,   | Own building (4814 Sq.Ft) (Building space apportioned between APSSCA & TSSCA as per A.P.Reorganization Act-2014 in the ratio of 58.32 : 41.68.) |
| 2       | Office-cum-godown complex, Kurnool                                 | 4816            | 12798              | 239.42                              | Sub-Registrar, Regn. & Stamps Dept., Govt. of A.P., Kallur, district | Own land and building   |
| 3       | Office-cum-godown complex, Nandyal                                 | 3585            | 32270              | 85.40<br>(Structure cost)           | Executive Engineer, R&B, Nandyal                                     | Land was taken on lease @ Rs.1/- per annum for a period of 50 years and Building was constructed by APSSCA.                                     |
| 4       | Office-cum-Seed Testing Laboratory,                                | 300             | 7803               | 54.65<br>(Structure cost)           | Joint Registrar-I, Kadapa  | Land & building was allotted by Revenue Dept.,  |
| 5       | Seed Testing Laboratory-cum-Seed Sample storage building, . Guntur | 749             | 6738               | 146.00<br>(Structure cost)          | --   | Newly constructed at LAM Farm, during the year 2013-14 under the supervision of ANGRAU (Own funds)  |
| 6       | Grow-out Test Farm, Reddipally, Ananthapur                         |                 | 6 Acres            | 810                                 | 16.00<br>(Structure cost)  | --Newly constructed under the supervision of ANGRAU by spending Rs.35 lakhs.  |

## TSSCA

| Sl. No. | Place  | Land (Sq. Yds.)    | Built-up (Sq. Ft.) | Present Market Value (Rs. in Lakhs) | Value Assessed by                                 | Remarks  |
|---------|--|--------------------|--------------------|-------------------------------------|---|--|
| 1       | Directorate Office at HACA Bhavan, Hyderabad                         | --                 | 8255               | 282.07                              | Registration & Stamps dept., Govt. of A.P.,       | Own building (Building apportioned between APSSCA & TSSCA as per A.P.Reorganization Act-2014 in the ratio of 58.32 : (3441 Sq.Ft)    |
| 2       | Office-cum-Godown Complex, Gadwal                                    | 4840<br>(One Acre) | 65773              | 765.12                              | Registration & Stamps Dept., Govt. of A.P. Gadwal | Own land & building  |
| 3       | Office-cum-Seed Testing  | 948                | 9275               | 64.92<br>(Structure cost)           | Registration & Stamps Dept., Govt. of A.P. Gadwal | Land was acquired on lease for 99 years @ year Rs.1/- per from ANGRAU and Building was constructed by utilizing Central Govt. funds. |
| 4       | Seed Testing Laboratory-cum-Seed Sample storage building, Karimnagar | 4840<br>(One Acre) | 6738               | 110.00<br>(Structure cost)          | --  | Newly constructed at RARS, Karimnagar during the year 2013-14 with own funds under the supervision of ANGRAU.                        |

## Apportionment of funds and liabilities:

Resolved that the Director, APSSCA is hereby authorized to apportion the available balance Funds and Liabilities in the Ratio of 58.32 and 41.62 between Andhra Pradesh and Telangana State Seed Certification Agencies as on 01.06.2014.

## FINANCIAL POSITION OF APSSCA DISTRIBUTED BETWEEN APSSCA & TSSCA @ 58.32 : 41.68 RATIO

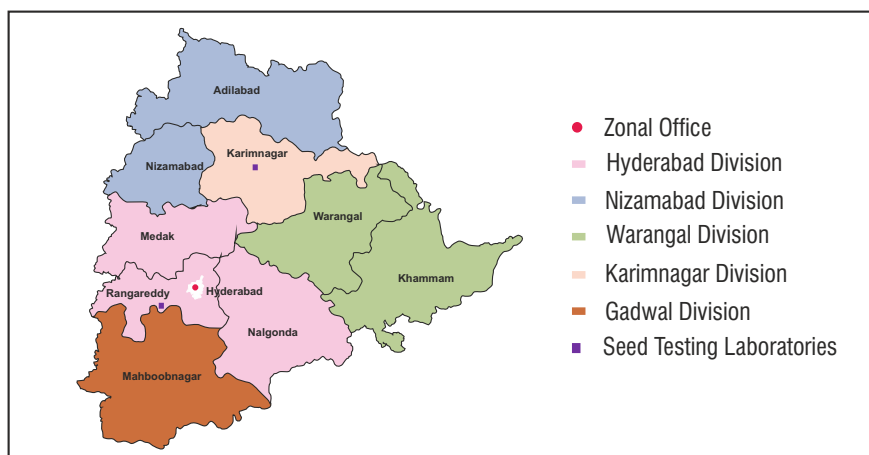
| As per Balance Sheet  |   | Amount (in Rs.) | Amount (in Rs.) |
|---|---|-----------------|-----------------|
| Opening Balance as on 01.06.2014  | : |                 |                 |
| a) Fixed Deposits   | : | 78500000.00     |                 |
| b) Cash at Bank A/c. including Govt. Grant (Rs.1509784/-)   | : | 5563187.00      |                 |
| c) Cash on Hand   | : | 20552.00        |                 |
| Total   |   |                 | 84083739.00     |
| Liabilities (-) :   |   |                 |                 |
| a) Set apart for Income Tax, Leave Salary encashment of Retired Employees & CGG payments etc. (as per Board Resolution) |   | 28547000.00     |                 |
| b) Govt. of Grant for STL-Guntur  |   | 1509784.00      |                 |
|   |   | Total           | 30056784.00     |
| BALANCE AVAILABLE AS ON 01.06.2014  |   |                 | 54026955.00     |
| APPORTIONMENT OF FUNDS AS ON 01.06.2014:  |   | Amount (in Rs.) |                 |
| 58.32 for Andhra Pradesh  |   |                 | 3,15,08,520.00  |
| 41.68 for Telangana   |   |                 | 2,25,18,435.00  |

## Geographical bifurcation of zonal, divisional offices, STLs and GOT farms

### a) ANDHRA PRADESH :

| Zone    | Division | Jurisdiction Districts   | Seed Testing Laboratory | Grow-out Test Farm              |
|---------|----------|--|-------------------------|---------------------------------|
| Kurnool | Kurnool  | Kurnool & Anantapur  | Kadapa                  | Reddipally, Anantapur District. |
|         | Nandyal  | Part of Kurnool district                                       |                         |                                 |
|         | Kadapa   | Kadapa   |                         |                                 |
| Guntur  | Guntur   | Krishna & Guntur   | Guntur                  |                                 |
|         | Ongole   | Prakasam, Nellore & Chittoor                                   |                         |                                 |
|         | Tanuku   | Srikakulam, Vizianagaram, East & West Godavari & Visakhapatnam |                         |                                 |

### b) TELANGANA:



| Zone      | Division   | Jurisdiction Districts        | Seed Testing Laboratory | Grow-out Test Farm  |
|-----------|------------|-------------------------------|-------------------------|---|
| Hyderabad | Hyderabad  | Medak, Nalgonda & Ranga Reddy | Rajendranagar           | Requisition made for allocation of 2 Acres land at RARS, Karimnagar |
|           | Nizamabad  | Adilabad & Nizamabad          | Karimnagar              |   |
|           | Warangal   | Warangal & Khammam            |                         |   |
|           | Karimnagar | Karimnagar                    |                         |   |
|           | Gadwal     | Mahaboobnagar                 |                         |   |

## II) CONSTITUTION OF THE GOVERNING BOARD :

The State Government vide G.O.Rt.No.39 Agril. & Coop. (Agri.I) Dept., Dt: 18.07.2014 constituted the Governing Board. The Board consists of 15 Members with the Principal Secretary to Government, Agriculture & Cooperation Dept., Govt. of Telangana as Chairman and the Director, TSSCA, as the Member-Secretary to manage and advise the Agency in its day-to-day functioning.

The list of Members on the Governing Board for the year 2014-15 is furnished in **Annexure-I**

## III) DIRECTOR, T.S.S.C.A. :

During the period under report, the Post of the Director, TSSCA is held by Sri J. Dharma Naik, Addl. Director of Agriculture-I, O/o. the Commissioner & Director of Agriculture, Telangana was placed on Full Addl. Charge of the post of Director, TSSCA, Hyderabad for the period from 05.07.2014 to 31.01.2015 and subsequently Sri K.Vijaya Kumar, Addl. Director of Agriculture, O/o. the Commissioner & Director of Agriculture, Telangana was placed Incharge of the post of Director, TSSCA, Hyderabad for the period from 31.01.2015 to 31.03.2015.

## IV) STAFF OF THE AGENCY:

The State Headquarters Office is located at Hyderabad. Among the 11 Divisions of erstwhile APSSCA, 5 divisions i.e., Hyderabad, Nizamabad, Warangal, Karminagar. & Gadwal Divisions fall under the jurisdiction of TSSCA. Among the 3 Zonal Offices of erstwhile APSSCA 1 (One) Zonal office at Hyderabad falls under the jurisdiction of TSSCA.

Among the four Seed testing laboratories of erstwhile APSSCA, the two Seed testing laboratories established at Rajendranagar Hyderabad & Karminagar are allotted to TSSCA. The GOT farm at Reddipally Anantapur was allotted to APSSCA.



## BREEDER :

The PJTSAU, has provided the services of Dr V. Gouri Shankar, Scientist (Plant Breeding), Seed Research & Technology Centre, PJTSAU Rajendranagar for evaluation of Genetic Purity of the seed lots subjected to Grow-out Test as and when required by the TSSCA.

## VI. ACCOUNTS AND AUDIT :

The Accounts of the Andhra Pradesh State Seed Certification Agency for the year ending 2014-15 were audited by M/s. R. Subrahmanyam & Company, Chartered Accountants, Hyderabad, who were appointed by the Governing Board of APSSCA for the purpose. The Audited Balance Sheet is furnished at Annexure-IV.

### I) REVENUE & EXPENDITURE:

The details of Income and Expenditure of the APSSCA for the year 2014-15 is given at Annexure-IV(A)

a) During 2014-15, the TSSCA has realized a Revenue of Rs.733.36 Lakhs Actual Revenue of Rs. 508.18 Lakhs and as per Demerger Plan, Fund amount allotted from APSSCA Rs. 225.18 Lakhs to TSSCA as per population Ratio as on 02.06.2014 as detailed below:

- 1) Rs.251.00 Lakhs towards Registration, Form 1 & Inspection charges.
- 2) Rs. 27.50 Lakhs towards Seed Testing, Grow-Out Test and Cloth bags.
- 3) Rs. 160.60 Lakhs towards supply of Certification tags and
- 4) Rs.69.08 Lakhs towards other receipts.
- 5) Rs. 225.18 Lakhs realized from APPSCA as per Demerger Plan under Capital Head

**Total : Rs.733.36 Lakhs**

b) During 2014-15, the TSSCA has incurred an Expenditure of Rs.517.99 Lakhs as detailed below:

- 1) Rs.469.76 Lakhs towards Salaries & Wages charges
- 2) Rs.16.47 Lakhs towards Travelling allowances, Printing & Publicity and P & M Charges.
- 3) Rs.13.53 Lakhs towards Printing of Seed Tags & Cloth bags.
- 4) Rs.18.23 Lakhs towards Seed Testing, Rents, Water & Electricity, Postal & Telegraph and Other expenses.

**Total : Rs. 517.99 Lakhs.**

Thus there was a Surplus of Rs. 215.37 Lakhs due to Capital Fund realized from APSSCA to TSSCA.

### ii) FINANCIAL:

The details of Budget Estimates of the TSSCA for the year 2015-16 is given in Annexure-V.

The Receipts of the TSSCA for the year 2015-16 under all accounts are estimated at Rs.584.01 Lakhs.

The Expenditure of the TSSCA for the year 2015-16 under all heads of accounts is estimated at Rs.559.41 Lakhs.

Thus Surplus of Rs. 24.60 Lakhs is estimated for the year 2015-16.

## VII. PRINTING OF TAGS :

During the year 2012-13, 150 lakhs Blue Seed Tags, 20 lakhs White Seed Tags were got printed and supplied to the various Seed Producers through the respective Senior Seed Certification Officers.



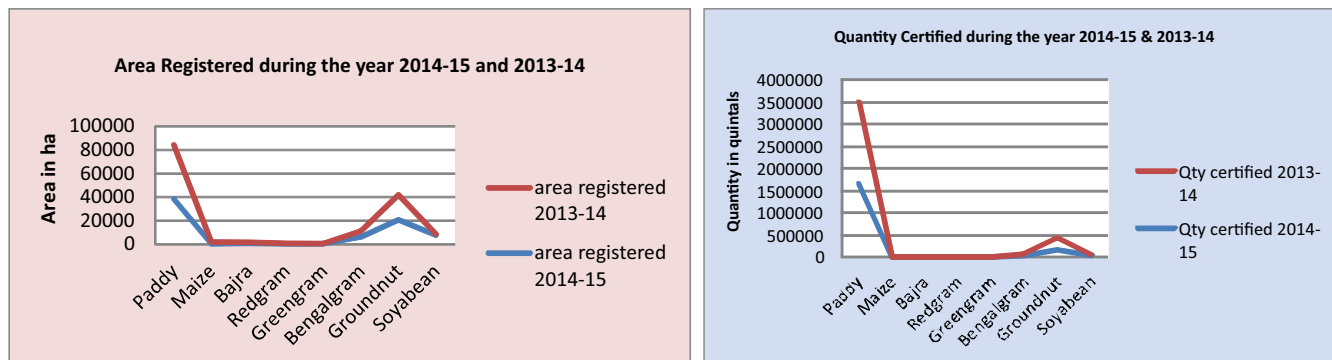
## VIII. SEED CERTIFICATION :

During the year 2014-15 an area of 75857.60 ha was offered for Certification including 27481 ha under Seed Village Programme and a total quantity of 1990273.22 Qtls., of seed was certified which includes 8984.10 Qtls under Seed Village Programme.

The details of Crop-wise Areas Offered for Certification and Quantity of Seed Certified during the year 2014-15 in comparison with 2013-14 are given below:

| Sl. No | CROP         | AREAS REGISTERED |              |                                    | QUANTITY OF SEED CERTIFIED |                |  |
|--------|--------------|------------------|--------------|------------------------------------|----------------------------|----------------|--|
|        |              | 2014-15          | 2013-14      | % of Area Increase(+)/ Decrease(-) | 2014-15                    | 2013-14        | % of Quantity Increase(+)/ Decrease(-) |
| 1.     | PADDY        | 38388            | 45909        | -16                                | 1655321                    | 1846075        | -10                                    |
| 2.     | OATS         | 1                | -            | 1                                  | 5                          | -              | 5                                      |
| 3.     | JOWAR        | 316              | 88           | 259                                | -                          | -              | -                                      |
| 4.     | MAIZE        | 424              | 1458         | -71                                | 4761                       | 2482           | 92                                     |
| 5.     | BAJRA        | 881              | 878          | 0                                  | 11028                      | 13980          | -21                                    |
| 6.     | REDGRAM      | 350              | 355          | -1                                 | 11372                      | 4489           | 153                                    |
| 7.     | GREENGRAM    | 354              | 300          | 18                                 | 844                        | 1854           | -54                                    |
| 8.     | BLACKGRAM    | 188              | 176          | 7                                  | 1080                       | 495            | 118                                    |
| 9.     | BENGALGRAM   | 6176             | 5097         | 21                                 | 54604                      | 20000          | 173                                    |
| 10.    | COWPEA       | 36               | -            | -                                  | 24                         | -              | -                                      |
| 11.    | CASTOR       | 16               | 18           | -11                                | -                          | 76             | -100                                   |
| 12.    | GROUNDNUT    | 20710            | 21057        | -2                                 | 187372                     | 231132         | -19                                    |
| 13.    | SESAMUM      | 79               | -            | -                                  | 68                         | -              | -                                      |
| 14.    | SOYABEAN     | 7725             | 718          | 976                                | 57733                      | 1542           | 3644                                   |
| 15.    | JUTE         | 36               | 57           | -37                                | 7                          | 4773           | 6                                      |
| 16.    | VEGETABLES   | 178              | 117          | 52                                 | 1015                       | 412            | 146                                    |
|        | <b>TOTAL</b> | <b>75858</b>     | <b>76228</b> | <b>-1</b>                          | <b>1990274</b>             | <b>2127310</b> | <b>-6</b>                              |

As compared to the year 2013-14, there is minor decrease in Area Offered for Certification by 500 Ha (1 %) and there is decrease in quantity of seed certified by 1,37,139 Qtls (15 %) during the year 2014-15 as the quantity produced under Seed Village Programme was not offered for certification.

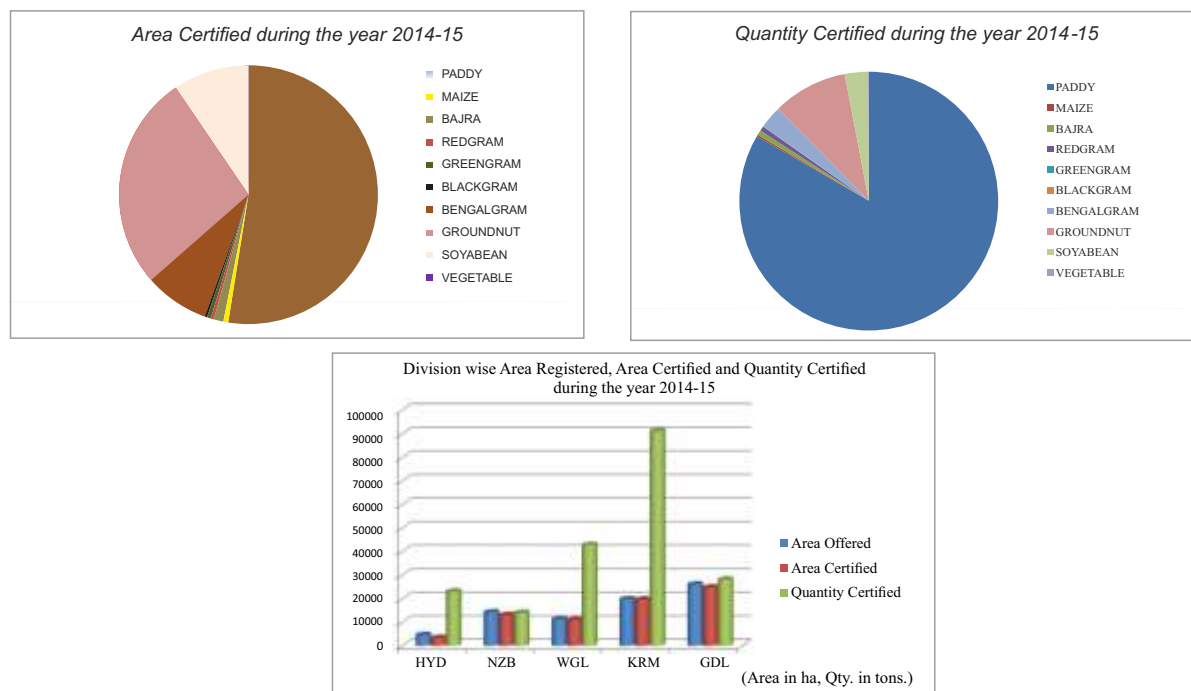


The increase in areas is recorded under Soyabean by 7007 Ha (976%), Jowar by 228 Ha (259%), Bengalgram by 1,079 Ha (21 %), Greengram by 54 Ha (21%).

The decrease in area during the year 2014-15 compared to the year 2013-14 is recorded under Paddy by 7,535 Ha (16%), Maize by 1,034 Ha (71%), Groundnut by 347 Ha (2%), Jute by 21 Ha (37%) and Redgram by 5 Ha (1%), due to reduction in areas under Seed Village Programme.

The details of Crop / Season-wise areas offered, Certified and quantity of seed Certified are shown in Annexure-VI. The Crop-wise areas offered, Certified and Quantity of seed certified under Foundation and Certified classes during Kharif-2014 and Rabi 2014-15 are furnished in Annexures-VII & VIII respectively. The Zone / Division / Crop-wise Areas Registered, Certified and Quantity of seed certified during 2014-15 are shown in Annexure-IX.

The Crop / Division / District-wise No. of Seed Growers Registered, Areas Registered, Certified



and Quantity of Seed Certified during the year 2014-15 are furnished in Annexures-X, XI, XII & XIII respectively.

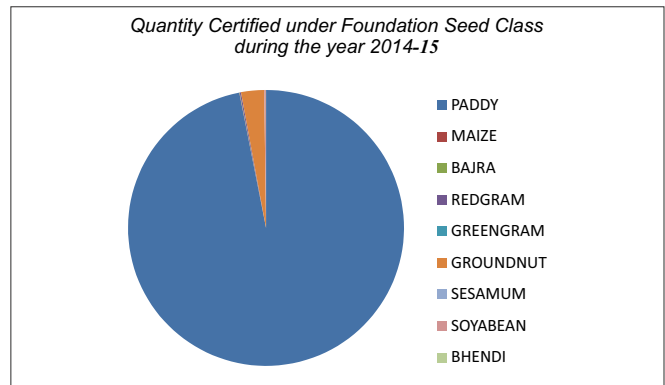
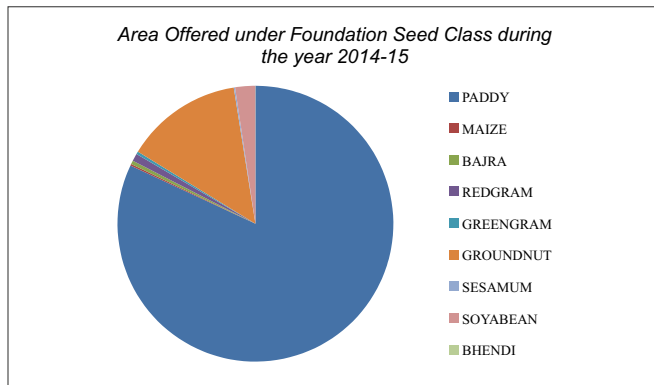
## IX. SEED PRODUCTION :

### 1. BREEDER SEED PRODUCTION :

Breeder Seed Production of Paddy, Jowar, Bajra, Maize, Redgram, Greengram, Blackgram, Bengalgram, Castor, Sunflower, Groundnut, and Vegetable crops was taken up by the various State, Central, International Research Institutions located in the State. As a member on the Monitoring team, this Agency has deputed senior officials for inspection of Breeder seed production plots as and when the dates were communicated by the producing Breeders.

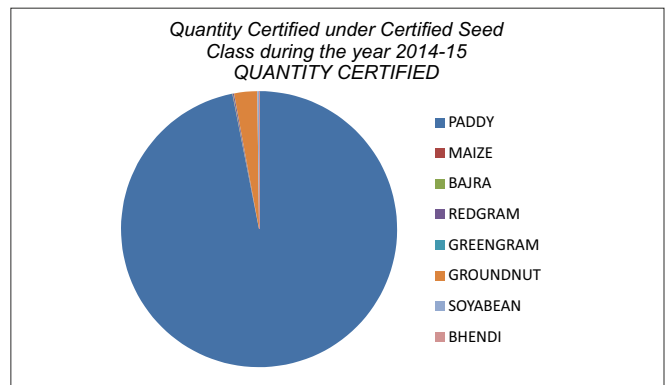
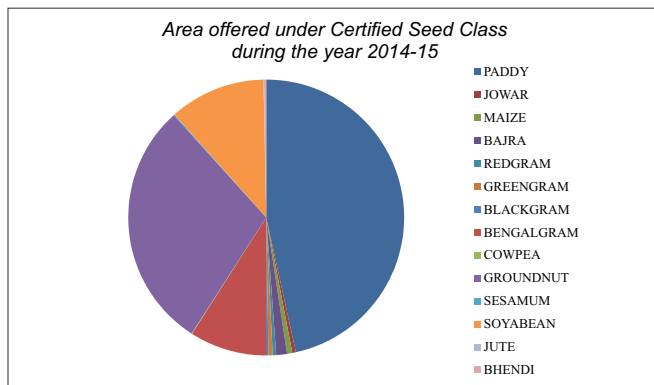
### 2. FOUNDATION SEED PRODUCTION :

An area of 9156.40ha was offered for Certification under Foundation class under 17 different crops and a quantity of 395507.68 Qtls. of seed was certified. The Crop / Variety-wise Areas offered, Areas Certified and Quantity of Seed Certified are furnished in Annexure-XIV.



### 3. CERTIFIED SEED PRODUCTION :

An area of 66696 Hect. was offered for Certification under Certified class under 17 different crops and a quantity of 1594765.54 Qtls. of seed was certified. The Crop / Variety-wise Areas offered, Areas Certified and Quantity of seed certified are furnished in Annexure-XV.



## X. SEED VILLAGE PROGRAMME :

During Kharif-2014 an area of 12933 Ha in 550 units was registered under Seed Village Programme and 10397 Ha was Certified and 3788 Qtls of quantity Certified.



During Rabi-2014-15 an area of 14548 Ha in 642 units was registered under Seed Village Programme and 11376 Ha was Certified and 5196.1 Qtls of quantity Certified.



The details of Division/District/Crop/Variety-wise Area Offered, Area Rejected, Area Certified and Quantity of Seed Certified during Kharif-2014 and Rabi-2014-15 are furnished in Annexure-XVI.

#### **XI. SEED PRODUCING AGENCIES :**

196 Seed Producing Agencies involving 33783 Growers have offered areas under different crops for Certification. The Company / Seed class-wise Areas Registered, Areas Certified and Quantity of Seed Certified are furnished in Annexures-XVII. The Crop / Major Company / Season-wise Areas Offered, Areas Certified and Quantity of Seed Certified under Foundation and Certified seed classes separately have been furnished in Annexure-XVII and XVIII respectively.

#### **XII. SEED PROCESSING UNITS :**

During the year 2014-15, 310 Seed Processing Units / Ground Cleaning Centres have been registered with T.S.S.C.Agency for undertaking Processing of seeds under Certification. The list of the Seed Processing Units is given in Annexure-XIX.



#### **XIII. VALIDATION :**

A quantity of 53866.44 Qtls. was validated and 508.10 Qtls. was Recleaned and Validated during the year under report. The statement showing the Crop / Variety-wise Quantity of Seed Validated / Recleaned & Validated is furnished in Annexure-XX.

#### **XIV. SEED TESTING :**

A total of 21159 of regular seed samples and 9628 Service Seed samples were analysed in the two Notified Seed Testing Laboratories during the year 2014-15 (From 01.07.2014 to

30.06.2015)

The Statements showing the Crop / Laboratory-wise details of Certified / Service samples tested in Two Seed Testing Laboratories of TSSCA during the year 2014-15 are given in Annexure-XXI & XXII respectively.



#### **XV. GENETIC PURITY TEST (Grow-out Test) :**

The Certification Agency conducts Grow-out Test to determine Genetic Purity of a Seed lot wherever it is a pre-requisite for grant of the certificate and also on the Foundation seed lots of parental lines of Bajra and on the seed lots where a doubt has arisen about the Genetic Purity.

During the year under report, 22 samples of Bajra were subjected to Grow-out Test. The details of Crop / Class / Variety-wise No. of Foundation samples tested for Genetic Purity are furnished in Annexure–XXIII.

**ANNEXURE – I**  
**MEMBERS OF THE GOVERNING BOARD OF**  
**A.P.STATE SEED CERTIFICATION AGENCY**

| Sl. No. | Name & Address of the Members  | Post        |
|---------|--|-------------|
| 1       | Dr.Poonam Malakondaiah, IAS.,<br>APC & Principal Secretary to Government<br>Agriculture & Co-operation Dept.,<br>Govt. of Telangana, Hyderabad.        | Chairperson |
|         | Sri C. Parthasarathi, IAS.,<br>Principal Secretary to Government<br>Agriculture & Co-operation Dept.,<br>Agriculture & Co-operation Dept.,             |             |
| 2       | Sri B. Janardhan Reddy, IAS<br>Commissioner & Director of Agril.,<br>Govt. of Telangana, Hyderabad.  | Member      |
| 3       | Sri K. Dharmiah<br>Addl. Secretary to Govt. - Representative of<br>Principal Secretary to Govt. (R&E)<br>Finance Department, Govt. of Telangana        | Member      |
| 4       | Sri V.N. Vishnu, IAS<br>Vice-Chairman & Managing Director<br>Telangana State Seeds Development Corp. Ltd.<br>Hyderabad                                 | Member      |
| 5       | Smt. K. Vijaya Gowri<br>Jt. Director of Agriculture (Seeds)(FAC)<br>O/o.Commissioner & Director of Agriculture<br>Andhra Pradesh, Hyderabad.           | Member      |
| 6       | Dr. D.Raji Reddy<br>Director of Research<br>P.J.T.S.A.U., Rajendranagar.   | Member      |
| 7       | Dr. N.V. Naidu<br>Principal Scientist (Seed Prodn.) & Head<br>(Director of Seeds), Seed Research &<br>Technology Centre, P.J.T.S.A.U.<br>Rajendranagar | Member      |

| <b>Sl. No.</b> | <b>Name &amp; Address of the Members</b>  | <b>Post</b>   |
|----------------|---|---|
| 8              | Sri. M.Harish Reddy<br>Executive Director<br>M/s. Ganga Kaveri Seeds Pvt. Ltd., 1406,<br>Babukhan Estate, Basheerbagh, Hyderabad    | Member Representative<br>of Seedsmen<br>Association   |
| 9              | Sri A. Bhaskar Reddy<br>Proprietor<br>M/s. Preethi Hybrid Seeds, H.No.8-114<br>Near K.C.Camp, Huzurabad, Karimnagar Dist.           | Member-Representative<br>of Seedsmen<br>Association   |
| 10             | Sri Kottala Chinna Reddy<br>S/o. Devanna, Padigal (Village)<br>Jammikunta (Mandal), Karimnagar (Dist.)                              | Member-Representative<br>of Seed User Farmers         |
| 11             | Sri Yekkati Sanjeeva Reddy<br>Managing Director<br>S/o. Malla Reddy, Boganpadu (Village)<br>Jammikunta (Mandal), Karimnagar (Dist.) | Member-Representative<br>of Seed Farming<br>Community |
| 12             | Sri J. Dharma Naik<br>Director, TSSCA<br>Hyderabad  | Member-Secretary                                      |
| 13             | Sri B. Janardhan Reddy, IAS<br>Commissioner of Horticulture<br>Govt. of Telangana, Hyderabad  | Member  |
| 14             | Sri Radhey Shyam<br>Regional Manager<br>National Seeds Corporation Ltd.,<br>Secunderabad  | Special Invitee                                       |
| 15             | Deputy Commissioner (QC)<br>Dept. of Agriculture & Cooperation,<br>Ministry of Agriculture, Govt. of India<br>New Delhi             | Member  |



**ANNEXURE - III**

**STATEMENT SHOWING THE PARTICULARS OF PAY SCALES AND STAFF POSITION OF TELANGANA STATE SEED CERTIFICATION AGENCY AS ON 31.03.2013**

| Sl. No.       | Name of the Post                         | Grade | Scale of Pay (in Rs.)   | No. OF POSTS |            |             |           |                       |
|---------------|--|-------|---|--------------|------------|-------------|-----------|-----------------------|
|               |  |       |   | SANC-TIONED  | RECRU-ITED | DEPUTA-TION | VAC-ANT   | CONTRA CT/OUTS OURCIN |
| 1             | Director                                 |       | 34050-850-34900-900-37600-970-40510-1040-43630-1110-46960-1200-51760-1300-54360/-   | 1            | 0          | 1           | 0         | 0                     |
| 2             | Jt. Director                             | I     | 27000-700-27700-750-29950-800-32350-850-34900-900-37600-970-40510-1040-43630-1110-46960-1200-51760/-  | 1            | 0          | 0           | 1         | 0                     |
| 3             | Dy. Director                             | II    | 23650-650-25600-700-27700-750-29950-800-32350-850-34900-900-37600-970-40510-1040-43630-1110-46960-1200-49360/-                                      | 1            | 1          | 0           | 0         | 0                     |
| 4             | Chief Seed Certification Officer         | II    | --do--  | 3            | 2          | 0           | 1         | 0                     |
| 5             | Sr. Seed Certification Officer           | III   | 19050-530-20110-570-21820-610-23650-650-25600-700-27700-750-29950-800-32350-850-34900-900-37600-970-40510-1040-43630-1110-45850/-                   | 14           | 14         | 0           | 0         | 0                     |
| 6             | Accounts Officer                         | IV    | --do--  | 1            | 1          | 0           | 0         | 0                     |
| 7             | a) Seed Certification Officer (Regular)  | V     | 16150-450-17050-490-18520-530-20110-570-21820-610-23650-650-25600-700-27700-750-29950-800-34900-900-37600-970-40510-1040-42590/-                    | 75           | 35         | 0           | 40        | 0                     |
|               | b) Seed Certification Officer (Contract) |       |   | 0            | 0          | 0           | 0         | 9                     |
| 8             | Section Officer                          | VI    | 14860-420-15700-450-17050-490-18520-530-20110-570-21820-610-23650-650-25600-700-27700-750-29950-800-32350-850-34900-900-37600-970-39540/-           | 3            | 2          | 0           | 1         | 0                     |
| 9             | Sr. Assistants                           | VII   | 10900-300-11200-330-12190-360-13270-390-14440-420-15700-450-17050-490-18520-530-20110-570-21820-610-23650-650-25600-700-27700-750-29950-800-31550/- | 16           | 15         | 0           | 1         | 0                     |
| 10            | Jr. Stenographer                         | VIII  | 8440-240-8680-260-9460-280-10300-300-11200-330-12190-360-13270-390-14440-420-15700-450-17050-490-18520-530-20110-570-21820-610-23650-650-24950/-    | 3            | 2          | 0           | 1         | 0                     |
| 11            | Jr. Astd.-cum-Typist                     | VIII  | --do--  | 16           | 12         | 0           | 4         | 0                     |
|               | Data Entry Operator                      |       | Rs. 8,000/- per Month (Rupees Eight thousand only)+Rs. 300/- (Three hundred only) service charges per month including all Govt. Taxes, EPF, ESI etc | 0            | 0          | 0           | 0         | 1                     |
| 12            | Store-keeper                             | VIII  | --do--  | 1            | 0          | 0           | 1         | 0                     |
| 13            | Lab Assistants                           | IX    | 7520-220-7960-240-8680-260-9460-280-10300-300-11200-330-12190-360-13270-390-14440-420-15700-450-17050-490-18520-530-20110-570-21820-610-22430/-     | 6            | 5          | 0           | 1         | 0                     |
| 14            | Senior Driver                            | X     | 9200-260-9460-280-10300-300-11200-330-12190-360-13270-390-14440-420-15700-450-17050-490-18520-530-20110-570-21820-610-23650-650-25600-700-27000/-   | 1            | 0          | 0           | 1         | 0                     |
| 15            | a) Driver (Regular)                      | X     | 7960-240-8680-260-9460-280-10300-300-11200-330-12190-360-13270-390-14440-420-15700-450-17050-490-18520-530-20110-570-21820-610-23650/-              | 16           | 10         | 0           | 6         | 0                     |
|               | b) Driver (Outsourcing)                  |       |   | 0            | 0          | 0           | 0         | 5                     |
| 16            | Record Assistant                         | XI    | 7740-220-7960-240-8680-260-9460-280-10300-300-11200-330-12190-360-13270-390-14440-420-15700-450-17050-490-18520-530-20110-570-21820-610-23040/-     | 2            | 1          | 0           | 1         | 0                     |
| 17            | a) Attender-cum-watchman (Regular)       | XII   | 6700-200-7300-220-7960-240-8680-260-9460-280-10300-300-11200-330-12190-360-13270-390-14440-420-15700-450-17050-490-18520-530-20110/-                | 39           | 27         | 0           | 12        | 0                     |
| 18            | Gurka-cum-Watchman                       | XII   | --do--  | 1            | 1          | 0           | 0         | 0                     |
|               | Security Guards                          |       | Rs. 4030/- per Month /Each including Service Charges and all Govt. Taxes, EPF, ESI etc  | 0            | 0          | 0           | 0         | 17                    |
| <b>TOTAL:</b> |  |       |   | <b>200</b>   | <b>128</b> | <b>1</b>    | <b>71</b> | <b>32</b>             |

**R. Subrahmanyam & Company**  
Chartered Accountants

To  
The Governing Body of  
A P State Seed Certification Agency  
5-10-193, I Floor, HACA Bhawan  
Opp. Public Gardens Hyderabad 500 004.

**Report on the Financial Statements:**

We have audited the accompanying financial statements of **ANDHRA PRADESH TATE SEED CERTIFICATION AGENCY ("the AGENCY")** which comprise the Balance Sheet as at March 31, 2013, the Statement of Income and Expenditure, and the Receipts and Payments Account for the year then ended and other explanatory information.

**Management's Responsibility for the Financial Statements:**

The Management of the 'AGENCY' is responsible for the preparation of these financial statements that give a true and fair view of the financial position and financial performance of the Agency in accordance with the accounting principles generally accepted in India. This responsibility includes the design, implementation, and maintenance of internal control relevant to the preparation and presentation of the financial statements that give a true and fair view and are free from material misstatement, whether due to fraud or error.

**Auditors' Responsibility:**

Our responsibility is to express an opinion on these financial statements based on our audit. We conducted our audit in accordance with the Standards on Auditing issued by the Institute of Chartered Accountants of India. Those Standards require that we comply with the ethical requirements and plan and perform the audit to obtain reasonable assurance about whether the financial statements are free of material misstatements.

An audit involves performing procedures to obtain audit evidence about the amounts and disclosures in the financial statements. The procedures selected depend on the auditor's judgment, including the assessment of the risks of material misstatement of the financial statements, whether due to fraud or error. In making those risk assessments, the auditor considers internal control relevant to the Agency's preparation and fair presentation of the financial statements in order to design audit procedures that are appropriate in the circumstances. An audit also includes evaluating the appropriateness of the accounting policies used and the reasonableness of the accounting estimates made by the management, as well as evaluating the overall presentation of the financial statements. We believe that the audit evidence we have obtained is sufficient and appropriate to provide a basis for our audit opinion.

1-2-412/28/1, 1st Floor, Gaganmahal Colony  
Hyderabad – 500 029.  
Ph.No. 040-23220075, 23220863

## **Opinion:**

In our opinion and to the best of our information and according to the explanations given to us and subject to our observations furnished at Annexure-A to this report, the aforesaid financial statements give the information required in the manner so required and give a true and fair view in conformity with the accounting principles generally accepted in India:

- a) in the case of the Balance Sheet, of the State of Affairs of the AGENCY as at March 31, 2013;
- b) in the case of the Statement of Income and Expenditure, of the excess of Income over Expenditure for the year ended on that date; and
- c) in the case of the Receipts and Payments Account, of the transactions for the year ended on that date.

## **Report on Other Legal and Regulatory Requirements:**

1. We further report that:

(i) we have obtained all the information and explanations which to the best of our knowledge and belief were necessary for the purpose of our audit;

(ii) in our opinion, proper books of account as required have been kept by the AGENCY so far as appears from our examination of those books;

(iii) the Balance Sheet, The Statement of Income and Expenditure and the Receipts and Payment Account and the Schedules dealt with by this Report are in agreement with the books of account.

For R Subrahmanyam & Company  
Chartered Accountants  
Firm Regn.No.0041025

**Sd/- R Subba Rao**  
Partner M No 024495

Place: Hyderabad  
Date: 25/09/2012



**Annexure - A**  
(referred to in our report dated 25/09/2013)  
Re: A P State Seed Certification Agency

**Observations on certain aspects of the Agency:**

1. There is no prescribed format / proforma for preparation of Annual Accounts of the Society, comprising Balance Sheet, Income and Expenditure Account, Receipts & Payments Account etc.
2. The Agency does not have an Internal Audit / Internal Control systems commensurate with the size of the operations and the nature of activity.
3. The closing stock of cloth bags, seed tags and stationery are not reflected in the books of the Agency as on the date of closing of books.
4. No provision has been made in the Income & expenditure account towards income tax dues and interest thereon demanded by the Income Tax authorities for the Assessment Years 2009-10 and 2010-11, amounting to Rs. 77,83,870/- and Rs. 1,07,80,726/- respectively. Against such demands raised, the agency has paid an aggregate amount of Rs. 58,96,865/- (upto 31/03/2013) under protest and such amount is included as advance under the head "Loans & Advances" (Assets) in the Balance Sheet.
5. The Income Tax Department, under its order dated 30th April, 2012 has withdrawn the Registration granted to the Agency under section 12AA of the Income Tax Act, on the ground that the Agency has lost its character as a charitable organization. Withdrawal of the Registration under section 12aa would result in the denial of the exemption under section 11 of the income from tax of the Agency for the year. The Agency's appeal against the withdrawal of the Registration is pending before the Income Tax Appellate Tribunal. The Agency believes that its activities which are for the benefit of the farming community and the advancement of an object of general public utility is for charitable purpose and therefore it is entitled to the exemption of its Income under section 11 of the Income Tax Act. The financial statement of the Agency for the year 2012-13 have been prepared on the basis of the above contention of the Agency.

Place: Hyderabad  
Date: 25/09/2013

For R Subrahmanyam & Company  
Chartered Accountants  
Firm Regn.No.0041025  
**Sd/- R Subba Rao**  
Partner M No 024495

**TELANGANA STATE SEED CERTIFICATION AGENCY**  
# 5-10-193, 1st Floor, HACA Bhavan, Hyderabad, Telangana - 500 004

**Schedule : A**

| <b>Statement of Earnest Money Deposits as at 31st March, 2015</b> |                         |                                     |        |                   |          |                                      |             |
|---|-------------------------|-------------------------------------|--------|-------------------|----------|--------------------------------------|-------------|
| S. No   | Particulars             | Opening Balance as on<br>2-Jun-2014 |        | During the period |          | Closing Balance as on<br>31-Mar-2015 |             |
|   |                         | Debit                               | Credit | Receipts          | Payments | Debit                                | Credit      |
| 1   | Lakshmi Industries      | -                                   | -      | 1,00,000.00       | -        |                                      | 1,00,000.00 |
| 2   | Prashant Textiles       |                                     |        | 10,000.00         |          |                                      | 10,000.00   |
| 3   | A B Printers & Packages |                                     |        | 10,000.00         |          |                                      | 10,000.00   |
|   |                         | -                                   | -      | 1,20,000.00       | -        |                                      | 1,20,000.00 |

**Schedule : B**

| <b>Statement of Deductions and Payments from 02/06/2014 to 31/03/2015</b> |                                       |                                     |        |                     |                     |                                      |                 |
|---|---------------------------------------|-------------------------------------|--------|---------------------|---------------------|--------------------------------------|-----------------|
| Sl. No  | Particulars                           | Opening Balance as on<br>2-Jun-2014 |        | During the period   |                     | Closing Balance as on<br>31-Mar-2015 |                 |
|   |                                       | Debit                               | Credit | Receipts            | Payments            | Debit                                | Credit          |
| 1   | Seinorage Charges                     |                                     | -      | 2,457,049.00        | 2,454,042.00        |                                      | 3,007.00        |
| 2   | Tax Deducted at Source (TDS)          |                                     |        | 30,112.00           | 29,786.00           |                                      | 326.00          |
| 4   | Salary Savings Scheme (SSS)           |                                     | -      | 336,700.10          | 331,439.10          |                                      | 5,261.00        |
| 5   | Group Savings Linked Insurance (GSLI) |                                     |        |                     |                     |                                      |                 |
| 6   | Professional Tax (PT)                 |                                     |        | 18,652.00           | 18,652.00           | -                                    |                 |
|   | <b>TOTAL</b>                          | -                                   | -      | <b>2,842,513.00</b> | <b>2,833,919.10</b> | -                                    | <b>8,594.00</b> |

**Schedule : C**

| <b>Statement of Fixed Assets and Depreciation as at 31st March, 2015 in respect of General Assets</b> |                      |                              |                            |                     |           |                    |              |                              |
|---|----------------------|------------------------------|----------------------------|---------------------|-----------|--------------------|--------------|------------------------------|
| S. No   | Particulars          | W.D.V<br>As on<br>02.06.2014 | Additions / (Deletions)    |                     | Total     | Rate<br>of<br>Dep. | Depreciation | W.D.V<br>As on<br>31.03.2015 |
|   |                      |                              | On or Before<br>01.10.2014 | After<br>01.10.2014 |           |                    |              |                              |
| 1   | Computers & Hardware |                              | -                          | 53,307.00           | 53,307.00 | 60%                | 15,992.10    | 37,314.90                    |
|   | <b>TOTAL :</b>       | -                            | -                          | 53,307.00           | 53,307.00 |                    | 15,992.10    | 37,314.90                    |

**Schedule : D**

| <b>Statement of Loans and Advances as at 31st March, 2015</b> |   |                                     |        |                   |                 |                                      |           |
|---|---|-------------------------------------|--------|-------------------|-----------------|--------------------------------------|-----------|
| S. No   | Particulars   | Opening Balance as on<br>2-Jun-2014 |        | During the period |                 | Closing Balance as on<br>31-Mar-2015 |           |
|   |   | Debit                               | Credit | Receipts          | Payments / Adj. | Debit                                | Credit    |
| 1   | Advances to Staff towards House building, Festivals, Education & Marriage --> (Sub-Sch (c)) | -                                   |        | 19,500.00         | 13,000.00       | -                                    | 6,500.00  |
| 2   | Permanent Advances / Imprest Adv and Other Advances-> (Sub-Sch (d))                         | -                                   |        | 30,000.00         | 58,500.00       | 28,500.00                            |           |
| 3   | SBI Life Pension Fund   |                                     |        | 1,176,664.00      | 1,169,761.00    |                                      | 6,903.00  |
|   |   | -                                   | -      | 1,226,164.00      | 1,241,261.00    | 28,500.00                            | 13,403.00 |

**Schedule : E**

| <b>Statement of Rceivables from A P State Seed Certification Agency:</b>                        |                         |
|---|-------------------------|
|   | Amt Rs - Ps             |
| Amount determined as payable by APSSCA to TSSCA in terms of De-Merger Plan as on 2nd June, 2014 | -                       |
| Add: Amounts collected by APSSCA on behalf of TSSCA during the period                           | -                       |
|   | -----                   |
|   | -                       |
| Less: Payments made by APSSCA on behalf of TSSCA  | -                       |
|   | -----                   |
|   | -                       |
| Less: Payments made by APSSCA to TSSCA between Jun 14 to Mar 15                                 | 1,74,43,453.00          |
|   | -----                   |
| <b>Balance receivable from APSSCA as on 31/03/2015</b>  | <b>(1,74,43,453.00)</b> |
|   | -----                   |

**TELANGANA STATE SEED CERTIFICATION AGENCY**  
**# 5-10-193, 1st Floor, HACA Bhavan, Hyderabad, Telangana - 500 004**

**Statement of Income & Expenditure for the period ended 31st March, 2015**

|  | Expenditure                               | Period Ended<br>31-Mar-2015 | Income                                  | Period Ended<br>31-Mar-2015 |
|--|---|-----------------------------|---|-----------------------------|
|  |   | Rs - Ps                     |   | Rs - Ps                     |
|  | Salaries                                  | -                           | Registration Charges                    | -                           |
|  | Wages                                     | -                           | Inspection Charges                      | -                           |
|  | Leave Salary Contribution                 | -                           | Sale of Form-1                          | -                           |
|  | Surrender Leave Salary                    | -                           | Seed Testing Laboratory receipts        | -                           |
|  | Contribution to PF                        | -                           | Grow Out Test receipts                  | -                           |
|  | Contribution to Group Gratuity Scheme     | -                           | Cloth Bags Charges                      | -                           |
|  | Employee Deposit Linked Insurance (EDLI)  | -                           | Other receipts                          | -                           |
|  | A P Labour Welfare Fund (APLWF)           | -                           | Appeal fee                              | -                           |
|  | Travelling Allowances                     | -                           | Seeds Tags                              | -                           |
|  | Postage & Telephones                      | -                           | Validation                              | -                           |
|  | Water & Electricity                       | -                           | Revalidation, Recleaning & Reprocessing | -                           |
|  | Propulsion & Maintenance (OIL)+(Vehicles) | -                           | Registration & Renewal SPU's            | -                           |
|  | Maintenance (General)                     | -                           | Facility sharing receipts               | -                           |
|  | Rent, Rates & Taxes                       | -                           | Seed Production                         | -                           |
|  | Printing & Stationery                     | -                           | Service Samples Charges                 | -                           |
|  | Publicity Charges                         | -                           | Interest on Fixed Deposits with Banks   | -                           |
|  | Seed Testing Laboratory Charges           | -                           | Postal Life Insurance                   | -                           |
|  | Building Maintenance                      | -                           | House Building Advance - HBA(Interest)  | -                           |
|  | Grow Out Test charges                     | -                           | Tender Forms                            | -                           |
|  | Farm Maintenance                          | -                           | Court Attachment                        | -                           |
|  | Seed Tags                                 | -                           |   |                             |
|  | Cloth Bags                                | -                           | Excess of Expenditure over Income       |                             |
|  | Bank Charges                              | -                           | transferred to Corpus Fund              | -                           |
|  | Audit Fees                                | -                           |   |                             |
|  | Refreshments                              | -                           |   |                             |
|  | Other Office Expenses                     | -                           |   |                             |
|  | Postal Life Insurance                     | -                           |   |                             |
|  | Legal Charges                             | -                           |   |                             |
|  | Honorarium Paid to Board Members          | -                           |   |                             |
|  | Training to Seed Certification Officers   | -                           |   |                             |
|  | Pension Contribution                      | -                           |   |                             |
|  | Contribution to SBI Life Pension Fund     | -                           |   |                             |
|  | Court Attachment                          | -                           |   |                             |
|  | Depreciation :                            |                             |   |                             |
|  | General Assets --> Sch (B)                | -                           |   |                             |
|  | Total                                     | -                           | Total                                   | -                           |

**Schedules A to F form part of Accounts**

As per our Report of even date annexed  
for R Subrahmanyam & Company  
Chartered Accountants  
Firm Regn No.004102S

for Telangana State Seed Certification Agency

Sd/-  
**R Subba Rao**  
Partner  
M No 024495

Sd/-  
**K Vijaya Kumar**  
Director & Member Secretary

Place: Hyderabad  
Date : 30th October, 2015

## ANNEXURE V

### TELANGANA STATE SEED CERTIFICATION AGENCY BUDGET ESTIMATES FOR THE YEAR 2015-16

(Rupees in Lakhs)

| SI No. | HEAD OF ACCOUNT   | RECEIPTS | EXPENDITURE | BALANCE<br>{(+)Surplus<br>(-)Deficit} |
|--------|---|----------|-------------|---------------------------------------|
| I      | SERVICE HEADS :   |          |             |                                       |
|        | A) PLAN   | 550.57   | 34.80       | 515.77                                |
|        | B) NON-PLAN   | 18.00    | 507.67      | -489.67                               |
|        | TOTAL   | 568.57   | 542.47      | 26.10                                 |
| II     | CAPITAL HEADS<br>Strengthening of TSSCA with<br>infrastructural facilities for<br>STL – Rajendranagar<br>(Rs. 15.44 Lakhs received<br>from TS Govt. during<br>April 2015 for F.Y. 2015-16). | 15.44    | 15.44       | 0.00                                  |
|        | TOTAL   | 15.44    | 15.44       | 0.00                                  |
| III    | LOANS AND ADVANCES  | 0.00     | 1.50        | - 1.50                                |
|        | GRAND TOTAL   | 584.01   | 559.41      | 24.60                                 |

**ANNEXURE V(A)**  
**TELANGANA STATE SEED CERTIFICATION AGENCY**  
**# 5-10-193, 1ST FLOOR, HACA BHAVAN, HYDERABAD – 500 004**

**STATEMENT – A**  
**ANTICIPATED RECEIPTS FOR 2015-16 AT A GLANCE**

(Rupees in Lakhs)

| Sl No      | Particulars  | Amount        |
|------------|--|---------------|
| <b>I</b>   | <b>RECEIPTS UNDER SERVICE HEADS :</b>                                      |               |
|            | <b>A) PLAN :</b>   |               |
|            | 1. Form No. I  | 2.71          |
|            | 2. Registration Charges  | 8.48          |
|            | 3. Inspection charges  | 327.60        |
|            | 4. Seed Testing charges  | 22.05         |
|            | 5. Grow-Out-Test   | 0.06          |
|            | 6. Cloth Bags  | 6.11          |
|            | 7. Seed Tags   | 175.51        |
|            | 8. Registration fee for processing plants                                  | 2.05          |
|            | 9. Revalidation, Recleaning & Reprocessing charges                         | 6.00          |
|            | <b>TOTAL</b>   | <b>550.57</b> |
|            | <b>B) NON-PLAN :</b>   |               |
|            | 1. Rents (Godowns)   | 0.00          |
|            | 2. Service Samples   | 6.00          |
|            | 3. Interest on FDRs  | 0.00          |
|            | 4. Miscellaneous Receipts  | 12.00         |
|            | <b>TOTAL</b>   | <b>18.00</b>  |
|            | <b>GRAND TOTAL</b>   | <b>568.57</b> |
| <b>II</b>  | <b>RECEIPTS UNDER CAPITAL HEADS :</b>                                      |               |
|            | Financial assistance under SMSP (NMAET) for equipment to STL Rajendranagar | 15.44         |
|            | <b>TOTAL</b>   | <b>15.44</b>  |
| <b>III</b> | <b>RECEIPTS UNDER LOANS AND ADVANCES :</b>                                 |               |
|            | 1. Education Loan  | 0.00          |
|            | 2. Festival loan   | 0.00          |
|            | 3. House Building Loan   | 0.00          |
|            | 4. Marriage Advance  | 0.00          |
|            | <b>TOTAL</b>   | <b>0.00</b>   |
|            | <b>ABSTRACT</b>  |               |
| <b>I</b>   | Receipts under Service Heads   | 568.57        |
| <b>II</b>  | Receipts under Capital Heads   | 15.44         |
| <b>III</b> | Receipts under loans and advances  | 0.00          |
|            | <b>GRAND TOTAL</b>   | <b>584.01</b> |

## ANNEXURE – V(B)

TELANGANA STATE SEED CERTIFICATION AGENCY  
# 5-10-193, 1st Floor, HACA Bhavan, Hyderabad – 500 004

### STATEMENT – B

### ANTICIPATED EXPENDITURE FOR 2015-16 AT A GLANCE

| SI No. | PARTICULARS   | AMOUNT |
|--------|---|--------|
|        | <u>EXPENDITURE UNDER SERVICE HEADS :</u>                                      |        |
|        | A) PLAN :   |        |
|        | A) Printing and Publicity charges   | 4.34   |
|        | B) Seed Testing Charges   | 2.03   |
|        | C) Printing of Seed Tags  | 24.39  |
|        | D) Cloth bags   | 4.04   |
|        | TOTAL   | 34.80  |
|        | B) NON-PLAN :   |        |
|        | 1. Salaries463.47   |        |
|        | 2. Wages11.25   |        |
|        | 3. Travelling Allowance   | 4.10   |
|        | 4. Water & Electricity  | 3.08   |
|        | 5. Postal & Telephone   | 1.59   |
|        | 6. P & M Charges  | 12.53  |
|        | 7. Other Office Expenses  | 8.50   |
|        | 8. Rents  | 3.15   |
|        | TOTAL   | 507.67 |
|        | GRAND TOTAL5  | 42.47  |
| II     | <u>EXPENDITURE ON CAPITAL HEADS :</u>   |        |
|        | Financial assistance under SMSP (NMAET) for equipment to STL<br>Rajendranagar | 15.44  |
|        | TOTAL   | 15.44  |
| III    | <u>EXPENDITURE UNDER LOANS &amp; ADVANCES :</u>                               |        |
|        | 1. Education Advance0.60  |        |
|        | 2. Festival Advance0.40   |        |
|        | 3. Marriage Advance0.50   |        |
|        | TOTAL   | 1.50   |
|        | <u>ABSTRACT</u>   |        |
| I      | Expenditure under Service Heads   | 542.47 |
| II     | Expenditure on Capital Heads  | 15.44  |
| III    | Expenditure under Loans and Advances  | 1.50   |
|        | GRAND TOTAL   | 559.41 |

**ANNEXURE - VI**  
**STATEMENT SHOWING THE CROP-WISE AREAS OFFERED, AREAS CERTIFIED AND QUANTITY OF SEED CERTIFIED**  
**DURING THE YEAR 2014-15**

(Area in ha. & Qty in Qtls.)

| Sl. No. | CROP               | KHARIF          |                 |                    | RABI            |                 |                    | TOTAL AREA OFFERED | AREA REJECTED DUE TO |              |             |                |                     | TOTAL          |                    |                   |            |
|---------|--------------------|-----------------|-----------------|--------------------|-----------------|-----------------|--------------------|--------------------|----------------------|--------------|-------------|----------------|---------------------|----------------|--------------------|-------------------|------------|
|         |                    | AREA OFFERED    | AREA CERTIFIED  | QUANTITY CERTIFIED | AREA OFFERED    | AREA CERTIFIED  | QUANTITY CERTIFIED |                    | ISOLA-TION           | PURITY       | DISEA-SES   | OTHER REASONS  | TOTAL AREA REJECTED | AREA CERTIFIED | QUANTITY CERTIFIED |                   |            |
| 1       | PADDY              | 15754.20        | 15628.20        | 654018.30          | 22619.80        | 21713.80        | 1001296.72         | 38374.00           | 0.00                 | 0.00         | 0.00        | 1032.00        | 0.00                | 0.00           | 1032.00            | 37342.00          | 1655315.02 |
| 2       | PADDY HY           | 0.00            | 0.00            | 0.00               | 13.60           | 0.80            | 5.60               | 13.60              | 0.00                 | 12.80        | 0.00        | 0.00           | 0.00                | 0.00           | 12.80              | 0.80              | 5.60       |
| 3       | OATS               | 0.00            | 0.00            | 0.00               | 0.80            | 0.80            | 4.80               | 0.80               | 0.00                 | 0.00         | 0.00        | 0.00           | 0.00                | 0.00           | 0.00               | 0.80              | 4.80       |
| 4       | JOWAR              | 0.00            | 0.00            | 0.00               | 315.60          | 315.60          | 0.00               | 315.60             | 0.00                 | 0.00         | 0.00        | 0.00           | 0.00                | 0.00           | 0.00               | 315.60            | 0.00       |
| 5       | MAIZE              | 88.00           | 88.00           | 740.52             | 336.20          | 329.00          | 4020.70            | 424.20             | 0.00                 | 0.00         | 0.00        | 0.00           | 0.00                | 7.20           | 7.20               | 417.00            | 4761.22    |
| 6       | BAJRA              | 0.00            | 0.00            | 0.00               | 881.00          | 867.40          | 11027.74           | 881.00             | 0.00                 | 0.00         | 0.00        | 13.60          | 0.00                | 13.60          | 13.60              | 867.40            | 11027.74   |
| 7       | REDGRAM            | 342.00          | 286.00          | 10632.42           | 8.40            | 8.40            | 739.40             | 350.40             | 0.00                 | 0.00         | 0.00        | 56.00          | 0.00                | 56.00          | 294.40             | 11371.82          |            |
| 8       | GREENGRAM          | 209.20          | 208.40          | 28.80              | 144.80          | 130.00          | 814.98             | 354.00             | 0.00                 | 0.00         | 0.00        | 15.60          | 0.00                | 15.60          | 338.40             | 843.78            |            |
| 9       | BLACKGRAM          | 0.00            | 0.00            | 0.00               | 187.60          | 180.80          | 1079.87            | 187.60             | 0.00                 | 0.00         | 0.00        | 6.80           | 0.00                | 6.80           | 180.80             | 1079.87           |            |
| 10      | BENGALGRAM         | 0.00            | 0.00            | 0.00               | 6175.60         | 5836.80         | 54604.20           | 6175.60            | 0.00                 | 0.00         | 0.00        | 338.80         | 0.00                | 338.80         | 5836.80            | 54604.20          |            |
| 11      | COWPEA             | 0.00            | 0.00            | 0.00               | 36.40           | 36.40           | 24.44              | 36.40              | 0.00                 | 0.00         | 0.00        | 0.00           | 0.00                | 0.00           | 36.40              | 24.44             |            |
| 12      | CASTOR             | 8.40            | 8.40            | 0.00               | 7.20            | 7.20            | 0.00               | 15.60              | 0.00                 | 0.00         | 0.00        | 0.00           | 0.00                | 0.00           | 15.60              | 0.00              |            |
| 13      | GROUNDNUT          | 527.60          | 380.40          | 928.00             | 20182.80        | 18886.40        | 186443.70          | 20710.40           | 0.00                 | 0.00         | 0.00        | 1443.60        | 0.00                | 1443.60        | 19266.80           | 187371.70         |            |
| 14      | SESAMUM            | 0.00            | 0.00            | 0.00               | 79.20           | 76.00           | 68.24              | 79.20              | 0.00                 | 0.00         | 0.00        | 3.20           | 0.00                | 3.20           | 76.00              | 68.24             |            |
| 15      | SOYABEAN           | 7712.20         | 6593.20         | 57623.75           | 12.40           | 12.40           | 108.90             | 7724.60            | 0.00                 | 0.00         | 0.00        | 1119.00        | 0.00                | 1119.00        | 6605.60            | 57732.65          |            |
| 16      | JUTE               | 36.40           | 36.40           | 5047.14            | 0.00            | 0.00            | 0.00               | 36.40              | 0.00                 | 0.00         | 0.00        | 0.00           | 0.00                | 0.00           | 36.40              | 5047.14           |            |
| 17      | BHENDI             | 34.00           | 34.00           | 0.00               | 144.20          | 143.40          | 1015.00            | 178.20             | 0.00                 | 0.00         | 0.00        | 0.80           | 0.00                | 0.80           | 177.40             | 1015.00           |            |
|         | <b>GRAND TOTAL</b> | <b>24712.00</b> | <b>23263.00</b> | <b>729018.93</b>   | <b>51145.60</b> | <b>48545.20</b> | <b>1261254.29</b>  | <b>75857.60</b>    | <b>0.00</b>          | <b>12.80</b> | <b>0.00</b> | <b>4036.60</b> | <b>0.00</b>         | <b>4036.60</b> | <b>71808.20</b>    | <b>1990273.22</b> |            |



**ANNEXURE - VII**

**STATEMENT SHOWING THE CROP-WISE AREAS OFFERED, AREAS CERTIFIED AND QUANTITY OF SEED CERTIFIED DURING THE YEAR 2014-15 UNDER FOUNDATION SEED CLASS**

(Area in ha. & Qty in Qtls.)

| Sl. No. | CROP               | KHARIF         |                |                    | RABI           |                |                    | TOTAL AREA OFFERED | AREA REJECTED DUE TO |             |             |               |                     | TOTAL            |                    |
|---------|--------------------|----------------|----------------|--------------------|----------------|----------------|--------------------|--------------------|----------------------|-------------|-------------|---------------|---------------------|------------------|--------------------|
|         |                    | AREA OFFERED   | AREA CERTIFIED | QUANTITY CERTIFIED | AREA OFFERED   | AREA CERTIFIED | QUANTITY CERTIFIED |                    | ISOLA-TION           | PURITY      | DISEA-SES   | OTHER REASONS | TOTAL AREA REJECTED | AREA CERTIFIED   | QUANTITY CERTIFIED |
| 1       | PADDY              | 2449.80        | 2442.60        | 118911.25          | 4891.00        | 4863.80        | 264313.05          | 7340.80            | 0.00                 | 0.00        | 0.00        | 34.40         | 7306.40             | 383224.30        |                    |
| 2       | PADDY HY           | 0.00           | 0.00           | 0.00               | 0.00           | 0.00           | 0.00               | 0.00               | 0.00                 | 0.00        | 0.00        | 0.00          | 0.00                | 0.00             |                    |
| 3       | OATS               | 0.00           | 0.00           | 0.00               | 0.80           | 0.80           | 4.80               | 0.80               | 0.00                 | 0.00        | 0.00        | 0.00          | 0.80                | 4.80             |                    |
| 4       | JOWAR              | 0.00           | 0.00           | 0.00               | 25.60          | 25.60          | 0.00               | 25.60              | 0.00                 | 0.00        | 0.00        | 0.00          | 25.60               | 0.00             |                    |
| 5       | MAIZE              | 8.00           | 8.00           | 58.62              | 10.00          | 10.00          | 28.40              | 18.00              | 0.00                 | 0.00        | 0.00        | 0.00          | 18.00               | 87.02            |                    |
| 6       | BAJRA              | 0.00           | 0.00           | 0.00               | 37.00          | 37.00          | 146.49             | 37.00              | 0.00                 | 0.00        | 0.00        | 0.00          | 37.00               | 146.49           |                    |
| 7       | REDGRAM            | 80.00          | 78.80          | 513.84             | 0.00           | 0.00           | 0.00               | 80.00              | 0.00                 | 0.00        | 0.00        | 1.20          | 78.80               | 513.84           |                    |
| 8       | GREENGRAM          | 26.80          | 26.80          | 28.80              | 1.60           | 1.60           | 14.50              | 28.40              | 0.00                 | 0.00        | 0.00        | 0.00          | 28.40               | 43.30            |                    |
| 9       | BLACKGRAM          | 0.00           | 0.00           | 0.00               | 0.00           | 0.00           | 0.00               | 0.00               | 0.00                 | 0.00        | 0.00        | 0.00          | 0.00                | 0.00             |                    |
| 10      | BENGALGRAM         | 0.00           | 0.00           | 0.00               | 152.00         | 152.00         | 0.00               | 152.00             | 0.00                 | 0.00        | 0.00        | 0.00          | 152.00              | 0.00             |                    |
| 11      | COWPEA             | 0.00           | 0.00           | 0.00               | 3.20           | 3.20           | 0.00               | 3.20               | 0.00                 | 0.00        | 0.00        | 0.00          | 3.20                | 0.00             |                    |
| 12      | CASTOR             | 8.40           | 8.40           | 0.00               | 7.20           | 7.20           | 0.00               | 15.60              | 0.00                 | 0.00        | 0.00        | 0.00          | 15.60               | 0.00             |                    |
| 13      | GROUNDNUT          | 34.40          | 34.40          | 178.00             | 1194.80        | 1176.80        | 10494.20           | 1229.20            | 0.00                 | 0.00        | 0.00        | 18.00         | 1211.20             | 10672.20         |                    |
| 14      | SESAMUM            | 0.00           | 0.00           | 0.00               | 14.00          | 12.00          | 5.68               | 14.00              | 0.00                 | 0.00        | 0.00        | 2.00          | 12.00               | 5.68             |                    |
| 15      | SOYABEAN           | 197.60         | 193.60         | 692.50             | 12.40          | 12.40          | 108.90             | 210.00             | 0.00                 | 0.00        | 0.00        | 4.00          | 206.00              | 801.40           |                    |
| 16      | JUTE               | 0.00           | 0.00           | 0.00               | 0.00           | 0.00           | 0.00               | 0.00               | 0.00                 | 0.00        | 0.00        | 0.00          | 0.00                | 0.00             |                    |
| 17      | BHENDI             | 0.00           | 0.00           | 0.00               | 1.80           | 1.80           | 8.65               | 1.80               | 0.00                 | 0.00        | 0.00        | 0.00          | 1.80                | 8.65             |                    |
|         | <b>GRAND TOTAL</b> | <b>2805.00</b> | <b>2792.60</b> | <b>120383.01</b>   | <b>6351.40</b> | <b>6304.20</b> | <b>275124.67</b>   | <b>9156.40</b>     | <b>0.00</b>          | <b>0.00</b> | <b>0.00</b> | <b>59.60</b>  | <b>9096.80</b>      | <b>395507.68</b> |                    |

**ANNEXURE - VIII**  
**STATEMENT SHOWING THE CROP-WISE AREAS OFFERED, AREAS CERTIFIED AND QUANTITY OF SEED CERTIFIED DURING THE YEAR 2014-15**  
**(Area in ha. & Qty in Qtls.)**  
**UNDER CERTIFIED SEED CLASS**

| Sl. No.            | CROP       | KHARIF          |                 |                    | RABI            |                 |                    | TOTAL AREA OFFERED |             |              | AREA REJECTED DUE TO |                |                 |                   |                    | TOTAL |  |
|--------------------|------------|-----------------|-----------------|--------------------|-----------------|-----------------|--------------------|--------------------|-------------|--------------|----------------------|----------------|-----------------|-------------------|--------------------|-------|--|
|                    |            | AREA OFFERED    | AREA CERTIFIED  | QUANTITY CERTIFIED | AREA OFFERED    | AREA CERTIFIED  | QUANTITY CERTIFIED | TOTAL AREA OFFERED | ISOLA-TION  | PURITY       | DISEA-SES            | OTHER REASONS  | AREA REJECTED   | AREA CERTIFIED    | QUANTITY CERTIFIED |       |  |
| 1                  | PADDY      | 13304.40        | 13185.60        | 535107.05          | 17728.80        | 16850.00        | 736983.67          | 31033.20           | 0.00        | 0.00         | 0.00                 | 997.60         | 30035.60        | 1272090.72        |                    |       |  |
| 2                  | PADDY HY   | 0.00            | 0.00            | 0.00               | 13.60           | 0.80            | 5.60               | 13.60              | 0.00        | 12.80        | 0.00                 | 0.00           | 0.80            | 5.60              |                    |       |  |
| 3                  | OATS       | 0.00            | 0.00            | 0.00               | 0.00            | 0.00            | 0.00               | 0.00               | 0.00        | 0.00         | 0.00                 | 0.00           | 0.00            | 0.00              |                    |       |  |
| 4                  | JOWAR      | 0.00            | 0.00            | 0.00               | 290.00          | 290.00          | 0.00               | 290.00             | 0.00        | 0.00         | 0.00                 | 0.00           | 290.00          | 0.00              |                    |       |  |
| 5                  | MAIZE      | 80.00           | 80.00           | 681.90             | 326.20          | 319.00          | 3992.30            | 406.20             | 0.00        | 0.00         | 0.00                 | 7.20           | 399.00          | 4674.20           |                    |       |  |
| 6                  | BAJRA      | 0.00            | 0.00            | 0.00               | 844.00          | 830.40          | 10881.25           | 844.00             | 0.00        | 0.00         | 0.00                 | 13.60          | 830.40          | 10881.25          |                    |       |  |
| 7                  | REDGRAM    | 262.00          | 207.20          | 10118.58           | 8.40            | 8.40            | 739.40             | 270.40             | 0.00        | 0.00         | 0.00                 | 54.80          | 215.60          | 10857.98          |                    |       |  |
| 8                  | GREENGRAM  | 182.40          | 181.60          | 0.00               | 143.20          | 128.40          | 800.48             | 325.60             | 0.00        | 0.00         | 0.00                 | 15.60          | 310.00          | 800.48            |                    |       |  |
| 9                  | BLACKGRAM  | 0.00            | 0.00            | 0.00               | 187.60          | 180.80          | 1079.87            | 187.60             | 0.00        | 0.00         | 0.00                 | 6.80           | 180.80          | 1079.87           |                    |       |  |
| 10                 | BENGALGRAM | 0.00            | 0.00            | 0.00               | 6023.60         | 5684.80         | 54604.20           | 6023.60            | 0.00        | 0.00         | 0.00                 | 338.80         | 5684.80         | 54604.20          |                    |       |  |
| 11                 | COWPEA     | 0.00            | 0.00            | 0.00               | 33.20           | 33.20           | 24.44              | 33.20              | 0.00        | 0.00         | 0.00                 | 0.00           | 33.20           | 24.44             |                    |       |  |
| 12                 | CASTOR     | 0.00            | 0.00            | 0.00               | 0.00            | 0.00            | 0.00               | 0.00               | 0.00        | 0.00         | 0.00                 | 0.00           | 0.00            | 0.00              |                    |       |  |
| 13                 | GROUNDNUT  | 493.20          | 346.00          | 750.00             | 18988.00        | 17709.60        | 175949.50          | 19481.20           | 0.00        | 0.00         | 0.00                 | 1425.60        | 18055.60        | 176699.50         |                    |       |  |
| 14                 | SESAMUM    | 0.00            | 0.00            | 0.00               | 65.20           | 64.00           | 62.56              | 65.20              | 0.00        | 0.00         | 0.00                 | 1.20           | 64.00           | 62.56             |                    |       |  |
| 15                 | SOYABEAN   | 7514.60         | 6399.60         | 56931.25           | 0.00            | 0.00            | 0.00               | 7514.60            | 0.00        | 0.00         | 0.00                 | 1115.00        | 6399.60         | 56931.25          |                    |       |  |
| 16                 | JUTE       | 36.40           | 36.40           | 5047.14            | 0.00            | 0.00            | 0.00               | 36.40              | 0.00        | 0.00         | 0.00                 | 0.00           | 36.40           | 5047.14           |                    |       |  |
| 17                 | BHENDI     | 34.00           | 34.00           | 0.00               | 142.40          | 141.60          | 1006.35            | 176.40             | 0.00        | 0.00         | 0.00                 | 0.80           | 175.60          | 1006.35           |                    |       |  |
| <b>GRAND TOTAL</b> |            | <b>21907.00</b> | <b>20470.40</b> | <b>608635.92</b>   | <b>44794.20</b> | <b>42241.00</b> | <b>986129.62</b>   | <b>66701.20</b>    | <b>0.00</b> | <b>12.80</b> | <b>0.00</b>          | <b>3977.00</b> | <b>62711.40</b> | <b>1594765.54</b> |                    |       |  |

**ANNEXURE - IX**

**STATEMENT SHOWING THE DIVISION / CROP-WISE AREAS REGISTERED, CERTIFIED AND QUANTITY OF SEED CERTIFIED DURING THE YEAR 2014-15**

(Area in ha. & Qty in Qtls.)

| S. No. | Crop         | HYDERABAD      |                |                    | NIZAMABAD       |                 |                    | WARANGAL        |                 |                    |
|--------|--------------|----------------|----------------|--------------------|-----------------|-----------------|--------------------|-----------------|-----------------|--------------------|
|        |              | Area Offered   | Area Certified | Quantity Certified | Area Offered    | Area Certified  | Quantity Certified | Area Offered    | Area Certified  | Quantity Certified |
| 1      | PADDY        | 3920.40        | 3147.20        | 226103.30          | 4757.20         | 4702.40         | 98667.40           | 9482.00         | 9376.00         | 407755.50          |
| 2      | PADDY HY     | 0.00           | 0.00           | 5.60               | 0.00            | 0.00            | 0.00               | 0.00            | 0.00            | 0.00               |
| 3      | OATS         | 0.80           | 0.80           | 4.80               | 0.00            | 0.00            | 0.00               | 0.00            | 0.00            | 0.00               |
| 4      | JOWAR        | 0.00           | 0.00           | 0.00               | 0.00            | 0.00            | 0.00               | 0.00            | 0.00            | 0.00               |
| 5      | MAIZE        | 11.60          | 11.60          | 893.52             | 0.00            | 0.00            | 0.00               | 91.20           | 87.20           | 3185.80            |
| 6      | BAJRA        | 0.00           | 0.00           | 0.00               | 742.60          | 729.00          | 11027.74           | 0.00            | 0.00            | 0.00               |
| 7      | REDGRAM      | 20.40          | 19.20          | 111.00             | 0.00            | 0.00            | 0.00               | 39.20           | 38.40           | 943.60             |
| 8      | GREENGRAM    | 75.60          | 74.80          | 28.80              | 0.00            | 0.00            | 0.00               | 277.60          | 262.80          | 808.88             |
| 9      | BLACKGRAM    | 0.00           | 0.00           | 0.00               | 0.00            | 0.00            | 133.95             | 187.60          | 180.80          | 945.92             |
| 10     | BENGALGRAM   | 266.40         | 0.00           | 0.00               | 1358.40         | 1288.40         | 0.00               | 46.00           | 43.60           | 8009.25            |
| 11     | COWPEA       | 0.00           | 0.00           | 0.00               | 0.00            | 0.00            | 0.00               | 14.00           | 14.00           | 24.44              |
| 12     | CASTOR       | 1.60           | 1.60           | 0.00               | 0.00            | 0.00            | 0.00               | 6.80            | 6.80            | 0.00               |
| 13     | GROUNDNUT    | 250.00         | 62.00          | 88.00              | 0.00            | 0.00            | 0.00               | 1015.60         | 950.40          | 4913.70            |
| 14     | SESAMUM      | 2.00           | 0.00           | 0.00               | 77.20           | 76.00           | 68.24              | 0.00            | 0.00            | 0.00               |
| 15     | SOYABEAN     | 12.40          | 12.40          | 192.90             | 7306.60         | 6228.00         | 30141.35           | 0.00            | 0.00            | 0.00               |
| 16     | JUTE         | 0.00           | 0.00           | 2425.22            | 0.00            | 0.00            | 0.00               | 0.00            | 0.00            | 392.00             |
| 17     | VEGETABLES   | 37.80          | 37.80          | 337.20             | 0.00            | 0.00            | 0.00               | 42.00           | 41.20           | 538.20             |
|        | <b>TOTAL</b> | <b>4599.00</b> | <b>3367.40</b> | <b>230190.34</b>   | <b>14242.00</b> | <b>13023.80</b> | <b>140038.68</b>   | <b>11202.00</b> | <b>11001.20</b> | <b>427517.29</b>   |

**ANNEXURE - IX**

**STATEMENT SHOWING THE DIVISION / CROP-WISE AREAS REGISTERED, CERTIFIED AND QUANTITY OF SEED CERTIFIED  
DURING THE YEAR 2014-15**

(Area in ha. & Qty in Qtls.)

| S. No. | Crop         | KARIMNAGAR      |                 |                    | GADWAL          |                 |                    | TOTAL           |                 |                    |
|--------|--------------|-----------------|-----------------|--------------------|-----------------|-----------------|--------------------|-----------------|-----------------|--------------------|
|        |              | Area Offered    | Area Certified  | Quantity Certified | Area Offered    | Area Certified  | Quantity Certified | Area Offered    | Area Certified  | Quantity Certified |
| 1      | PADDY        | 19202.80        | 19104.80        | 906343.72          | 1011.60         | 1011.60         | 16445.10           | 38374.00        | 37342.00        | 1655315.02         |
| 2      | PADDY HY     | 13.60           | 0.80            | 0.00               | 0.00            | 0.00            | 0.00               | 13.60           | 0.80            | 5.60               |
| 3      | OATS         | 0.00            | 0.00            | 0.00               | 0.00            | 0.00            | 0.00               | 0.80            | 0.80            | 4.80               |
| 4      | JOWAR        | 0.00            | 0.80            | 0.00               | 315.60          | 315.60          | 0.00               | 315.60          | 316.40          | 0.00               |
| 5      | MAIZE        | 110.20          | 107.00          | 681.90             | 211.20          | 211.20          | 0.00               | 424.20          | 417.00          | 4761.22            |
| 6      | BAJRA        | 43.20           | 0.00            | 0.00               | 95.20           | 95.20           | 0.00               | 881.00          | 824.20          | 11027.74           |
| 8      | REDGRAM      | 10.00           | 43.20           | 0.00               | 280.80          | 226.80          | 10294.62           | 350.40          | 327.60          | 11349.22           |
| 9      | GREENGRAM    | 0.80            | 10.00           | 22.60              | 0.00            | 0.00            | 0.00               | 354.00          | 347.60          | 860.28             |
| 10     | BLACKGRAM    | 0.00            | 0.00            | 6.10               | 0.00            | 0.00            | 0.00               | 187.60          | 180.80          | 1085.97            |
| 11     | BENGALGRAM   | 0.00            | 0.00            | 0.00               | 4504.80         | 4504.80         | 46594.95           | 6175.60         | 5836.80         | 54604.20           |
| 12     | COWPEA       | 10.40           | 0.00            | 0.00               | 12.00           | 12.00           | 0.00               | 36.40           | 26.00           | 24.44              |
| 13     | CASTOR       | 0.00            | 10.40           | 0.00               | 7.20            | 7.20            | 0.00               | 15.60           | 26.00           | 0.00               |
| 14     | GROUNDNUT    | 0.00            | 0.00            | 0.00               | 19444.80        | 18254.40        | 182370.00          | 20710.40        | 19266.80        | 187371.70          |
| 16     | SESAMUM      | 0.00            | 0.00            | 0.00               | 0.00            | 0.00            | 0.00               | 79.20           | 76.00           | 68.24              |
| 17     | SOYABEAN     | 336.00          | 326.00          | 4474.50            | 69.60           | 39.20           | 22923.90           | 7724.60         | 6605.60         | 57732.65           |
| 18     | JUTE         | 0.00            | 0.00            | 0.00               | 36.40           | 36.40           | 2229.92            | 36.40           | 36.40           | 5047.14            |
| 19     | VEGETABLES   | 49.20           | 49.20           | 0.00               | 49.20           | 49.20           | 139.60             | 178.20          | 177.40          | 1015.00            |
|        | <b>TOTAL</b> | <b>19776.20</b> | <b>19652.20</b> | <b>911528.82</b>   | <b>26038.40</b> | <b>24763.60</b> | <b>280998.09</b>   | <b>75857.60</b> | <b>71808.20</b> | <b>1990273.22</b>  |

**ANNEXURE - X**

**STATEMENT SHOWING THE CROP / DIVISION / DISTRICT-WISE No. OF SEED GROWERS REGISTERED DURING THE YEAR 2014-15**

| Sl. No | DIVISION | DISTRICT           | PADDY        | JOWAR      | MAIZE      | BAJRA      | RAGI     | RED-GRAM   | GREEN-GRAM | BLACK-GRAM | BENGAL-GRAM | COWPEA    | CASTOR    | GROUND-NUT  | SAFFLOWER | SESAMUM   | SOYA-BEAN   | JUTE      | VEGETABLES | TOTAL        |             |
|--------|----------|--------------------|--------------|------------|------------|------------|----------|------------|------------|------------|-------------|-----------|-----------|-------------|-----------|-----------|-------------|-----------|------------|--------------|-------------|
| 1      | 2        | 3                  | 4            | 5          | 6          | 7          | 8        | 9          | 10         | 11         | 12          | 13        | 14        | 15          | 16        | 17        | 18          | 19        | 20         | 21           |             |
|        |          | MEDAK              | 919          | 0          | 5          | 0          | 0        | 4          | 0          | 0          | 0           | 0         | 0         | 0           | 0         | 0         | 0           | 8         | 0          | 30           | 966         |
|        |          | NALGONDA           | 767          | 0          | 0          | 0          | 0        | 3          | 23         | 0          | 0           | 0         | 0         | 18          | 0         | 1         | 0           | 0         | 1          | 1            | 813         |
|        |          | RANGAREDDY         | 97           | 0          | 1          | 0          | 0        | 3          | 0          | 0          | 27          | 0         | 1         | 64          | 0         | 0         | 0           | 0         | 0          | 0            | 193         |
|        |          | <b>TOTAL</b>       | <b>1783</b>  | <b>0</b>   | <b>6</b>   | <b>0</b>   | <b>0</b> | <b>10</b>  | <b>23</b>  | <b>0</b>   | <b>27</b>   | <b>0</b>  | <b>1</b>  | <b>82</b>   | <b>0</b>  | <b>1</b>  | <b>8</b>    | <b>0</b>  | <b>31</b>  | <b>1972</b>  |             |
|        |          | ADILABAD           | 235          | 0          | 0          | 92         | 0        | 0          | 0          | 0          | 238         | 0         | 0         | 0           | 0         | 0         | 4           | 685       | 0          | 0            | 1254        |
|        |          | NIZAMABAD          | 2373         | 0          | 0          | 691        | 0        | 0          | 0          | 0          | 0           | 0         | 0         | 0           | 0         | 35        | 736         | 0         | 0          | 0            | 3835        |
|        |          | <b>TOTAL</b>       | <b>2608</b>  | <b>0</b>   | <b>0</b>   | <b>783</b> | <b>0</b> | <b>0</b>   | <b>0</b>   | <b>0</b>   | <b>238</b>  | <b>0</b>  | <b>0</b>  | <b>0</b>    | <b>0</b>  | <b>39</b> | <b>1421</b> | <b>0</b>  | <b>0</b>   | <b>0</b>     | <b>5089</b> |
|        |          | KHAMMAM            | 1069         | 0          | 1          | 0          | 0        | 1          | 109        | 58         | 0           | 0         | 0         | 39          | 0         | 0         | 0           | 0         | 0          | 0            | 1277        |
|        |          | WARANGAL           | 4116         | 0          | 62         | 0          | 0        | 19         | 0          | 0          | 38          | 13        | 7         | 286         | 0         | 0         | 0           | 0         | 0          | 50           | 4591        |
|        |          | <b>TOTAL</b>       | <b>5185</b>  | <b>0</b>   | <b>63</b>  | <b>0</b>   | <b>0</b> | <b>20</b>  | <b>109</b> | <b>58</b>  | <b>38</b>   | <b>13</b> | <b>7</b>  | <b>325</b>  | <b>0</b>  | <b>0</b>  | <b>0</b>    | <b>0</b>  | <b>0</b>   | <b>50</b>    | <b>5868</b> |
|        |          | KARIMNAGAR         | 11682        | 0          | 71         | 0          | 0        | 1          | 1          | 0          | 59          | 7         | 0         | 0           | 0         | 0         | 225         | 0         | 31         | 12077        |             |
|        |          | MAHABOBNAGAR       | 603          | 180        | 199        | 65         | 0        | 360        | 0          | 0          | 1058        | 8         | 4         | 5906        | 0         | 0         | 342         | 23        | 29         | 8777         |             |
|        |          | <b>GRAND TOTAL</b> | <b>21861</b> | <b>180</b> | <b>339</b> | <b>848</b> | <b>0</b> | <b>391</b> | <b>133</b> | <b>58</b>  | <b>1420</b> | <b>28</b> | <b>12</b> | <b>6313</b> | <b>0</b>  | <b>40</b> | <b>1996</b> | <b>23</b> | <b>141</b> | <b>33783</b> |             |

## ANNEXURE-XI

## STATEMENT SHOWING THE CROP / DIVISION / DISTRICT -WISE AREA REGISTERED (in Hectares) DURING THE YEAR 2014-15

| Sl. No.            | DIVISION   | DISTRICT     | PADDY           | OATS        | JOWAR         | MAIZE         | BAJRA         | KORRA       | RED-GRAM      | GREEN-GRAM    | BLACK-GRAM    | BENGAL-GRAM    | COWPEA         | CASTOR       | GROUND-NUT      | SUN-FLOWER    | SAF-FLOWER  | SESAMUM      | SOYA-BEAN      | JUTE           | VEGETABLES    | TOTAL           |                 |
|--------------------|------------|--------------|-----------------|-------------|---------------|---------------|---------------|-------------|---------------|---------------|---------------|----------------|----------------|--------------|-----------------|---------------|-------------|--------------|----------------|----------------|---------------|-----------------|-----------------|
| 1                  | 2          | 3            | 4               | 5           | 6             | 7             | 8             | 9           | 10            | 11            | 12            | 13             | 14             | 15           | 16              | 17            | 18          | 19           | 20             | 21             | 22            | 23              |                 |
| 1                  | HYDERABAD  | MEDAK        | 1341.20         | 0.00        | 0.00          | 2.40          | 0.00          | 0.00        | 10.00         | 0.00          | 0.00          | 0.00           | 0.00           | 0.00         | 0.00            | 0.00          | 0.00        | 0.00         | 12.40          | 0.00           | 0.00          | 37.60           | 1403.60         |
|                    |            | NALGONDA     | 2401.60         | 0.00        | 0.00          | 0.00          | 0.00          | 0.00        | 8.00          | 75.60         | 0.00          | 0.00           | 0.00           | 0.00         | 0.00            | 66.40         | 0.00        | 0.00         | 2.00           | 0.00           | 0.00          | 0.20            | 2553.80         |
|                    |            | RANGAREDDY   | 177.60          | 0.80        | 0.00          | 9.20          | 0.00          | 0.00        | 0.00          | 2.40          | 0.00          | 0.00           | 266.40         | 0.00         | 1.60            | 183.60        | 0.00        | 0.00         | 0.00           | 0.00           | 0.00          | 0.00            | 641.60          |
|                    |            | <b>TOTAL</b> | <b>3920.40</b>  | <b>0.80</b> | <b>0.00</b>   | <b>11.60</b>  | <b>0.00</b>   | <b>0.00</b> | <b>0.00</b>   | <b>20.40</b>  | <b>75.60</b>  | <b>0.00</b>    | <b>266.40</b>  | <b>0.00</b>  | <b>1.60</b>     | <b>250.00</b> | <b>0.00</b> | <b>0.00</b>  | <b>2.00</b>    | <b>12.40</b>   | <b>0.00</b>   | <b>37.80</b>    | <b>4599.00</b>  |
| 2                  | NIZAMABAD  | ADILABAD     | 406.60          | 0.00        | 0.00          | 0.00          | 102.60        | 0.00        | 0.00          | 0.00          | 0.00          | 1358.40        | 0.00           | 0.00         | 0.00            | 0.00          | 0.00        | 10.00        | 3912.20        | 0.00           | 0.00          | 5789.80         |                 |
|                    |            | NIZAMABAD    | 4350.60         | 0.00        | 0.00          | 0.00          | 640.00        | 0.00        | 0.00          | 0.00          | 0.00          | 0.00           | 0.00           | 0.00         | 0.00            | 0.00          | 0.00        | 0.00         | 67.20          | 3394.40        | 0.00          | 0.00            | 8452.20         |
|                    |            | <b>TOTAL</b> | <b>4757.20</b>  | <b>0.00</b> | <b>0.00</b>   | <b>0.00</b>   | <b>742.60</b> | <b>0.00</b> | <b>0.00</b>   | <b>0.00</b>   | <b>0.00</b>   | <b>0.00</b>    | <b>1358.40</b> | <b>0.00</b>  | <b>0.00</b>     | <b>0.00</b>   | <b>0.00</b> | <b>0.00</b>  | <b>77.20</b>   | <b>7306.60</b> | <b>0.00</b>   | <b>0.00</b>     | <b>14242.00</b> |
| 3                  | WARANGAL   | KHAMMAM      | 2484.00         | 0.00        | 0.00          | 2.00          | 0.00          | 0.00        | 3.60          | 267.60        | 187.60        | 0.00           | 0.00           | 0.00         | 132.40          | 0.00          | 0.00        | 0.00         | 0.00           | 0.00           | 0.00          | 0.00            | 3077.20         |
|                    |            | WARANGAL     | 6998.00         | 0.00        | 0.00          | 89.20         | 0.00          | 0.00        | 35.60         | 10.00         | 0.00          | 46.00          | 14.00          | 6.80         | 883.20          | 0.00          | 0.00        | 0.00         | 0.00           | 0.00           | 0.00          | 42.00           | 8124.80         |
|                    |            | <b>TOTAL</b> | <b>9482.00</b>  | <b>0.00</b> | <b>0.00</b>   | <b>91.20</b>  | <b>0.00</b>   | <b>0.00</b> | <b>39.20</b>  | <b>277.60</b> | <b>187.60</b> | <b>46.00</b>   | <b>14.00</b>   | <b>6.80</b>  | <b>1015.60</b>  | <b>0.00</b>   | <b>0.00</b> | <b>0.00</b>  | <b>0.00</b>    | <b>0.00</b>    | <b>0.00</b>   | <b>42.00</b>    | <b>11202.00</b> |
| 4                  | KARIMNAGAR | KARIMNAGAR   | 19216.40        | 0.00        | 0.00          | 110.20        | 43.20         | 0.00        | 10.00         | 0.80          | 0.00          | 0.00           | 10.40          | 0.00         | 0.00            | 0.00          | 0.00        | 0.00         | 336.00         | 0.00           | 49.20         | 19776.20        |                 |
| 5                  | GADWAL     | MAHABOBNAGAR | 1011.60         | 0.00        | 315.60        | 211.20        | 95.20         | 0.00        | 280.80        | 0.00          | 0.00          | 4504.80        | 12.00          | 7.20         | 19444.80        | 0.00          | 0.00        | 0.00         | 69.60          | 36.40          | 49.20         | 26038.40        |                 |
| <b>GRAND TOTAL</b> |            |              | <b>38387.60</b> | <b>0.80</b> | <b>315.60</b> | <b>424.20</b> | <b>881.00</b> | <b>0.00</b> | <b>350.40</b> | <b>354.00</b> | <b>187.60</b> | <b>6175.60</b> | <b>36.40</b>   | <b>15.60</b> | <b>20710.40</b> | <b>0.00</b>   | <b>0.00</b> | <b>79.20</b> | <b>7724.60</b> | <b>36.40</b>   | <b>178.20</b> | <b>75857.60</b> |                 |

## ANNEXURE-XII

## STATEMENT SHOWING THE CROP / DIVISION / DISTRICT WISE AREA CERTIFIED (in Hectares) DURING THE YEAR 2014-15

| Sl. No             | DIVISION   | DISTRICT      | PADDY           | OATS        | JOWAR         | MAIZE         | BAJRA         | KORRA       | RED-GRAM      | GREEN-GRAM    | BLACK-GRAM    | BENGAL-GRAM    | COWPEA         | CASTOR       | GROUND-NUT      | SUN-FLOWER    | SAF-FLOWER  | SESA-MUMI    | SOYA-BEAN      | JUTE           | VEGETABLES    | TOTAL           |                |                 |
|--------------------|------------|---------------|-----------------|-------------|---------------|---------------|---------------|-------------|---------------|---------------|---------------|----------------|----------------|--------------|-----------------|---------------|-------------|--------------|----------------|----------------|---------------|-----------------|----------------|-----------------|
| 1                  | 2          | 3             | 4               | 5           | 6             | 7             | 8             | 9           | 10            | 11            | 12            | 13             | 14             | 15           | 16              | 17            | 18          | 19           | 20             | 21             | 22            | 23              |                |                 |
| 1                  | HYDERABAD  | MEDAK         | 1322.80         | 0.00        | 0.00          | 2.40          | 0.00          | 0.00        | 10.00         | 0.00          | 0.00          | 0.00           | 0.00           | 0.00         | 0.00            | 0.00          | 0.00        | 0.00         | 0.00           | 12.40          | 0.00          | 37.60           | 1385.20        |                 |
|                    |            | NALGONDA      | 1648.00         | 0.00        | 0.00          | 0.00          | 0.00          | 0.00        | 7.20          | 74.80         | 0.00          | 0.00           | 0.00           | 0.00         | 0.00            | 56.00         | 0.00        | 0.00         | 0.00           | 0.00           | 0.00          | 0.00            | 0.20           | 1786.20         |
|                    |            | RANGAREDDY    | 176.40          | 0.80        | 0.00          | 9.20          | 0.00          | 0.00        | 0.00          | 2.00          | 0.00          | 0.00           | 0.00           | 0.00         | 1.60            | 6.00          | 0.00        | 0.00         | 0.00           | 0.00           | 0.00          | 0.00            | 0.00           | 196.00          |
|                    |            | <b>TOTAL</b>  | <b>3147.20</b>  | <b>0.80</b> | <b>0.00</b>   | <b>11.60</b>  | <b>0.00</b>   | <b>0.00</b> | <b>0.00</b>   | <b>19.20</b>  | <b>74.80</b>  | <b>0.00</b>    | <b>0.00</b>    | <b>0.00</b>  | <b>1.60</b>     | <b>62.00</b>  | <b>0.00</b> | <b>0.00</b>  | <b>0.00</b>    | <b>12.40</b>   | <b>0.00</b>   | <b>37.80</b>    | <b>3367.40</b> |                 |
| 2                  | NIZAMABAD  | ADILABAD      | 399.60          | 0.00        | 0.00          | 0.00          | 99.00         | 0.00        | 0.00          | 0.00          | 0.00          | 1288.40        | 0.00           | 0.00         | 0.00            | 0.00          | 0.00        | 10.00        | 3332.60        | 0.00           | 0.00          | 0.00            | 5129.60        |                 |
|                    |            | NIZAMABAD     | 4302.80         | 0.00        | 0.00          | 0.00          | 630.00        | 0.00        | 0.00          | 0.00          | 0.00          | 0.00           | 0.00           | 0.00         | 0.00            | 0.00          | 0.00        | 0.00         | 66.00          | 2895.40        | 0.00          | 0.00            | 0.00           | 7894.20         |
|                    |            | <b>TOTAL</b>  | <b>4702.40</b>  | <b>0.00</b> | <b>0.00</b>   | <b>0.00</b>   | <b>729.00</b> | <b>0.00</b> | <b>0.00</b>   | <b>0.00</b>   | <b>0.00</b>   | <b>0.00</b>    | <b>1288.40</b> | <b>0.00</b>  | <b>0.00</b>     | <b>0.00</b>   | <b>0.00</b> | <b>0.00</b>  | <b>76.00</b>   | <b>6228.00</b> | <b>0.00</b>   | <b>0.00</b>     | <b>0.00</b>    | <b>13023.80</b> |
| 3                  | WARANGAL   | KHAMMAM       | 2452.80         | 0.00        | 0.00          | 2.00          | 0.00          | 0.00        | 3.60          | 252.80        | 180.80        | 0.00           | 0.00           | 0.00         | 132.40          | 0.00          | 0.00        | 0.00         | 0.00           | 0.00           | 0.00          | 0.00            | 3024.40        |                 |
|                    |            | WARANGAL      | 6923.20         | 0.00        | 0.00          | 85.20         | 0.00          | 0.00        | 34.80         | 10.00         | 0.00          | 43.60          | 14.00          | 6.80         | 818.00          | 0.00          | 0.00        | 0.00         | 0.00           | 0.00           | 0.00          | 0.00            | 41.20          | 7976.80         |
|                    |            | <b>TOTAL</b>  | <b>9376.00</b>  | <b>0.00</b> | <b>0.00</b>   | <b>87.20</b>  | <b>0.00</b>   | <b>0.00</b> | <b>38.40</b>  | <b>262.80</b> | <b>180.80</b> | <b>180.80</b>  | <b>43.60</b>   | <b>14.00</b> | <b>6.80</b>     | <b>950.40</b> | <b>0.00</b> | <b>0.00</b>  | <b>0.00</b>    | <b>0.00</b>    | <b>0.00</b>   | <b>0.00</b>     | <b>41.20</b>   | <b>11001.20</b> |
| 4                  | KARIMNAGAR | KARIMNAGAR    | 19105.60        | 0.00        | 0.00          | 107.00        | 43.20         | 0.00        | 10.00         | 0.80          | 0.00          | 0.00           | 10.40          | 0.00         | 0.00            | 0.00          | 0.00        | 0.00         | 326.00         | 0.00           | 49.20         | 19652.20        |                |                 |
| 5                  | GADWAL     | MAHABOOBNAGAR | 1011.60         | 0.00        | 315.60        | 211.20        | 95.20         | 0.00        | 226.80        | 0.00          | 0.00          | 4504.80        | 12.00          | 7.20         | 18254.40        | 0.00          | 0.00        | 0.00         | 39.20          | 36.40          | 49.20         | 24763.60        |                |                 |
| <b>GRAND TOTAL</b> |            |               | <b>37342.80</b> | <b>0.80</b> | <b>315.60</b> | <b>417.00</b> | <b>867.40</b> | <b>0.00</b> | <b>294.40</b> | <b>338.40</b> | <b>180.80</b> | <b>5836.80</b> | <b>36.40</b>   | <b>15.60</b> | <b>19266.80</b> | <b>0.00</b>   | <b>0.00</b> | <b>76.00</b> | <b>6605.60</b> | <b>36.40</b>   | <b>177.40</b> | <b>71808.20</b> |                |                 |

## ANNEXURE-XIII

## STATEMENT SHOWING THE CROP / DIVISION / DISTRICT WISE QUANTITY OF SEED (IN QUINTALS) DURING THE YEAR 2014-15

| Sl. No | District | Division/<br>District | Paddy             | Oats        | Jowar       | Maize          | Bajra           | Korra       | Red-<br>Gram    | Green-<br>Gram | Black-<br>Gram | Bengal-<br>Gram | Cowpea       | Castor      | Ground-<br>nut   | Safflo-<br>wer | Sesam-<br>um | soya-bean       | Jute           | Vegeta-<br>bles | Total             |
|--------|----------|-----------------------|-------------------|-------------|-------------|----------------|-----------------|-------------|-----------------|----------------|----------------|-----------------|--------------|-------------|------------------|----------------|--------------|-----------------|----------------|-----------------|-------------------|
| 1      | 2        | 3                     | 4                 | 5           | 6           | 7              | 8               | 9           | 10              | 11             | 12             | 13              | 14           | 15          | 16               | 17             | 18           | 19              | 20             | 21              | 22                |
|        |          | MEDAK                 | 113776.18         | 0.00        | 0.00        | 0.00           | 0.00            | 0.00        | 81.00           | 0.00           | 0.00           | 0.00            | 0.00         | 0.00        | 0.00             | 0.00           | 0.00         | 192.90          | 0.00           | 110.40          | 114160.48         |
|        |          | NALGONDA              | 46076.02          | 0.00        | 0.00        | 0.00           | 0.00            | 0.00        | 29.20           | 28.80          | 0.00           | 0.00            | 0.00         | 0.00        | 88.00            | 0.00           | 0.00         | 0.00            | 0.00           | 0.00            | 46222.02          |
|        |          | RANGAREDDY            | 66256.70          | 4.80        | 0.00        | 893.52         | 0.00            | 0.00        | 0.80            | 0.00           | 0.00           | 0.00            | 0.00         | 0.00        | 0.00             | 0.00           | 0.00         | 0.00            | 2425.22        | 226.80          | 69807.84          |
|        |          | <b>TOTAL</b>          | <b>226108.90</b>  | <b>4.80</b> | <b>0.00</b> | <b>893.52</b>  | <b>0.00</b>     | <b>0.00</b> | <b>111.00</b>   | <b>28.80</b>   | <b>0.00</b>    | <b>0.00</b>     | <b>0.00</b>  | <b>0.00</b> | <b>88.00</b>     | <b>0.00</b>    | <b>0.00</b>  | <b>192.90</b>   | <b>2425.22</b> | <b>337.20</b>   | <b>230190.34</b>  |
|        |          | ADILABAD              | 13980.00          | 0.00        | 0.00        | 0.00           | 1732.50         | 0.00        | 0.00            | 0.00           | 0.00           | 0.00            | 0.00         | 0.00        | 0.00             | 0.00           | 0.00         | 15011.95        | 0.00           | 0.00            | 30724.45          |
|        |          | NIZAMABAD             | 84687.40          | 0.00        | 0.00        | 0.00           | 9295.24         | 0.00        | 0.00            | 0.00           | 133.95         | 0.00            | 0.00         | 0.00        | 0.00             | 0.00           | 68.24        | 15129.40        | 0.00           | 0.00            | 109314.23         |
|        |          | <b>TOTAL</b>          | <b>98667.40</b>   | <b>0.00</b> | <b>0.00</b> | <b>0.00</b>    | <b>11027.74</b> | <b>0.00</b> | <b>0.00</b>     | <b>0.00</b>    | <b>133.95</b>  | <b>0.00</b>     | <b>0.00</b>  | <b>0.00</b> | <b>0.00</b>      | <b>0.00</b>    | <b>68.24</b> | <b>30141.35</b> | <b>0.00</b>    | <b>0.00</b>     | <b>140038.68</b>  |
|        |          | KHAMMAM               | 70560.30          |             | 0.00        | 0.00           | 0.00            | 0.00        | 739.40          | 808.88         | 945.92         | 0.00            | 0.00         | 0.00        | 0.00             | 0.00           | 0.00         | 0.00            | 0.00           | 0.00            | 73054.50          |
|        |          | WARANGAL              | 337195.20         |             | 0.00        | 3185.80        | 0.00            | 0.00        | 204.20          | 0.00           | 0.00           | 8009.25         | 24.44        | 0.00        | 4913.70          | 0.00           | 0.00         | 0.00            | 392.00         | 538.20          | 354462.79         |
|        |          | <b>TOTAL</b>          | <b>407755.50</b>  | <b>0.00</b> | <b>0.00</b> | <b>3185.80</b> | <b>0.00</b>     | <b>0.00</b> | <b>943.60</b>   | <b>808.88</b>  | <b>945.92</b>  | <b>8009.25</b>  | <b>24.44</b> | <b>0.00</b> | <b>4913.70</b>   | <b>0.00</b>    | <b>0.00</b>  | <b>0.00</b>     | <b>392.00</b>  | <b>538.20</b>   | <b>421517.29</b>  |
|        |          | KARIMNAGAR            | 906343.72         |             | 0.00        | 681.90         | 0.00            | 0.00        | 22.60           | 6.10           | 0.00           | 0.00            | 0.00         | 0.00        | 0.00             | 0.00           | 0.00         | 4474.50         | 0.00           | 0.00            | 911528.82         |
|        |          | GADWAL                | 16445.10          |             | 0.00        | 0.00           | 0.00            | 0.00        | 10294.62        | 0.00           | 0.00           | 46594.95        | 0.00         | 0.00        | 182370.00        | 0.00           | 0.00         | 22923.90        | 2229.92        | 139.60          | 280998.09         |
|        |          | <b>GRAND TOTAL</b>    | <b>1655320.62</b> | <b>4.80</b> | <b>0.00</b> | <b>4761.22</b> | <b>11027.74</b> | <b>0.00</b> | <b>11371.82</b> | <b>843.78</b>  | <b>1079.87</b> | <b>54804.20</b> | <b>24.44</b> | <b>0.00</b> | <b>187371.70</b> | <b>0.00</b>    | <b>68.24</b> | <b>57732.65</b> | <b>5047.14</b> | <b>1015.00</b>  | <b>1990273.22</b> |



Contd.....

**ANNEXURE - XIV**

**STATEMENT SHOWING THE CROP / VARIETY / SEASON-WISE AREAS OFFERED, AREAS CERTIFIED AND QUANTITY OF SEED CERTIFIED DURING THE YEAR 2014-15 (Under FOUNDATION Seed Class)**

(Area in ha. & Qty in Qtls.)

| Sl. No. | CROP  | VARIETY           | KHARIF       |                |                    | RABI         |                |                    | TOTAL        |                |                    |
|---------|-------|-------------------|--------------|----------------|--------------------|--------------|----------------|--------------------|--------------|----------------|--------------------|
|         |       |                   | AREA OFFERED | AREA CERTIFIED | QUANTITY CERTIFIED | AREA OFFERED | AREA CERTIFIED | QUANTITY CERTIFIED | AREA OFFERED | AREA CERTIFIED | QUANTITY CERTIFIED |
| 1       | PADDY | 1 BPT-3291        | 34.00        | 34.00          | 1,847.70           | 0.00         | 0.00           | 0.00               | 34.00        | 34.00          | 1847.70            |
|         |       | 2 BPT-5204        | 738.60       | 736.60         | 36,886.65          | 3006.60      | 2989.00        | 170772.55          | 3745.20      | 3725.60        | 207659.20          |
|         |       | 3 CRMS-31Ax CRMS- | 0.00         | 0.00           | 0.00               | 1.60         | 1.60           | 6.90               | 1.60         | 1.60           | 6.90               |
|         |       | 4 IET-4094        | 4.00         | 4.00           | 233.40             | 8.80         | 8.80           | 484.80             | 12.80        | 12.80          | 718.20             |
|         |       | 5 IET-4786        | 5.60         | 5.60           | 316.20             | 20.80        | 20.80          | 941.80             | 26.40        | 26.40          | 1258.00            |
|         |       | 6 IR-36           | 1.60         | 1.60           | 97.50              | 3.20         | 3.20           | 188.40             | 4.80         | 4.80           | 285.90             |
|         |       | 7 IR-42266-29-3R  | 0.00         | 0.00           | 0.00               | 0.80         | 0.80           | 16.50              | 0.80         | 0.80           | 16.50              |
|         |       | 8 IR-64           | 108.80       | 108.80         | 5,736.80           | 63.60        | 63.60          | 1940.40            | 172.40       | 172.40         | 7677.20            |
|         |       | 9 JAYA            | 26.80        | 26.80          | 1,392.30           | 0.00         | 0.00           | 0.00               | 26.80        | 26.80          | 1392.30            |
|         |       | 10 JGL-11118      | 0.00         | 0.00           | 0.00               | 3.20         | 3.20           | 165.25             | 3.20         | 3.20           | 165.25             |
|         |       | 11 JGL-11470      | 3.60         | 3.60           | 0.00               | 0.00         | 0.00           | 0.00               | 3.60         | 3.60           | 0.00               |
|         |       | 12 JGL-1798       | 100.40       | 100.40         | 5,470.35           | 236.20       | 235.40         | 12520.90           | 336.60       | 335.80         | 17991.25           |
|         |       | 13 JGL-384        | 23.20        | 23.20          | 1,071.75           | 22.00        | 22.00          | 670.00             | 45.20        | 45.20          | 1741.75            |
|         |       | 14 JGL-3844       | 2.40         | 2.40           | 94.20              | 0.00         | 0.00           | 0.00               | 2.40         | 2.40           | 94.20              |
|         |       | 15 JGL-3855       | 0.80         | 0.80           | 44.10              | 0.00         | 0.00           | 0.00               | 0.80         | 0.80           | 44.10              |
|         |       | 16 K-5            | 0.40         | 0.40           | 0.00               | 0.00         | 0.00           | 0.00               | 0.40         | 0.40           | 0.00               |
|         |       | 17 K-7            | 1.20         | 1.20           | 0.00               | 0.00         | 0.00           | 0.00               | 1.20         | 1.20           | 0.00               |
|         |       | 18 KRANTHI        | 2.00         | 2.00           | 114.00             | 0.00         | 0.00           | 0.00               | 2.00         | 2.00           | 114.00             |
|         |       | 19 LALAT          | 6.40         | 6.40           | 368.10             | 8.40         | 8.40           | 487.50             | 14.80        | 14.80          | 855.60             |
|         |       | 20 MAHAMAYA       | 2.40         | 2.40           | 139.80             | 1.20         | 1.20           | 69.90              | 3.60         | 3.60           | 209.70             |
|         |       | 21 MTU-1001       | 70.40        | 70.40          | 3,723.40           | 32.80        | 32.80          | 599.95             | 103.20       | 103.20         | 4323.35            |

Contd.....

**ANNEXURE - XIV**

**STATEMENT SHOWING THE CROP / VARIETY / SEASON-WISE AREAS OFFERED, AREAS CERTIFIED AND QUANTITY OF SEED CERTIFIED DURING THE YEAR 2014-15 (Under FOUNDATION Seed Class)**

(Area in ha. & Qty in Qtls.)

| Sl. No. | CROP           | VARIETY | KHARIF       |                |                    | RABI         |                |                    | TOTAL        |                |                    |
|---------|----------------|---------|--------------|----------------|--------------------|--------------|----------------|--------------------|--------------|----------------|--------------------|
|         |                |         | AREA OFFERED | AREA CERTIFIED | QUANTITY CERTIFIED | AREA OFFERED | AREA CERTIFIED | QUANTITY CERTIFIED | AREA OFFERED | AREA CERTIFIED | QUANTITY CERTIFIED |
|         | PADDY Contd... | 22      | 620.40       | 618.40         | 27,805.50          | 633.60       | 631.60         | 28319.90           | 1254.00      | 1250.00        | 56125.40           |
|         |                | 23      | 7.60         | 7.60           | 360.00             | 4.00         | 4.00           | 258.30             | 11.60        | 11.60          | 618.30             |
|         |                | 24      | 6.80         | 6.80           | 342.30             | 0.00         | 0.00           | 0.00               | 6.80         | 6.80           | 342.30             |
|         |                | 25      | 9.20         | 9.20           | 402.00             | 0.00         | 0.00           | 0.00               | 9.20         | 9.20           | 402.00             |
|         |                | 26      | 0.40         | 0.40           | 0.00               | 0.00         | 0.00           | 0.00               | 0.40         | 0.40           | 0.00               |
|         |                | 27      | 1.20         | 1.20           | 63.90              | 0.00         | 0.00           | 0.00               | 1.20         | 1.20           | 63.90              |
|         |                | 28      | 355.60       | 355.60         | 19,559.10          | 94.80        | 94.80          | 4995.75            | 450.40       | 450.40         | 24554.85           |
|         |                | 29      | 2.80         | 2.80           | 115.50             | 0.00         | 0.00           | 0.00               | 2.80         | 2.80           | 115.50             |
|         |                | 30      | 0.80         | 0.80           | 48.00              | 0.00         | 0.00           | 0.00               | 0.80         | 0.80           | 48.00              |
|         |                | 31      | 124.40       | 124.40         | 6,819.50           | 691.60       | 685.60         | 40147.90           | 816.00       | 810.00         | 46967.40           |
|         |                | 32      | 2.40         | 2.40           | 122.10             | 1.20         | 1.20           | 71.70              | 3.60         | 3.60           | 193.80             |
|         |                | 33      | 1.20         | 1.20           | 23.40              | 0.80         | 0.80           | 0.00               | 2.00         | 2.00           | 23.40              |
|         |                | 34      | 0.40         | 0.40           | 24.60              | 0.00         | 0.00           | 0.00               | 0.40         | 0.40           | 24.60              |
|         |                | 35      | 33.20        | 33.20          | 748.80             | 1.60         | 1.60           | 90.00              | 34.80        | 34.80          | 838.80             |
|         |                | 36      | 8.00         | 8.00           | 340.25             | 0.00         | 0.00           | 0.00               | 8.00         | 8.00           | 340.25             |
|         |                | 37      | 2.00         | 2.00           | 56.50              | 0.00         | 0.00           | 0.00               | 2.00         | 2.00           | 56.50              |
|         |                | 38      | 1.60         | 1.60           | 95.00              | 0.00         | 0.00           | 0.00               | 1.60         | 1.60           | 95.00              |
|         |                | 39      | 0.00         | 0.00           | 0.00               | 0.80         | 0.80           | 47.70              | 0.80         | 0.80           | 47.70              |
|         |                | 40      | 50.40        | 50.40          | 1,978.90           | 36.80        | 36.00          | 645.10             | 87.20        | 86.40          | 2624.00            |
|         |                | 41      | 2.40         | 2.40           | 0.00               | 0.00         | 0.00           | 0.00               | 2.40         | 2.40           | 0.00               |
|         |                | 42      | 14.00        | 14.00          | 511.65             | 1.40         | 1.40           | 76.85              | 15.40        | 15.40          | 588.50             |
|         |                | 43      | 18.00        | 18.00          | 836.70             | 14.40        | 14.40          | 745.80             | 32.40        | 32.40          | 1582.50            |
|         |                | 44      | 1.20         | 1.20           | 0.00               | 0.00         | 0.00           | 0.00               | 1.20         | 1.20           | 0.00               |
|         |                | 45      | 1.20         | 1.20           | 24.00              | 0.00         | 0.00           | 0.00               | 1.20         | 1.20           | 24.00              |

Contd.....

**ANNEXURE - XIV**

**STATEMENT SHOWING THE CROP / VARIETY / SEASON-WISE AREAS OFFERED, AREAS CERTIFIED AND QUANTITY OF SEED CERTIFIED DURING THE YEAR 2014-15 (Under FOUNDATION Seed Class)**

(Area in ha. & Qty in Qtls.)

| Sl. No.  | CROP           | VARIETY            | KHARIF          |                 |                    | RABI            |                 |                    | TOTAL           |                 |                    |
|----------|----------------|--------------------|-----------------|-----------------|--------------------|-----------------|-----------------|--------------------|-----------------|-----------------|--------------------|
|          |                |                    | AREA OFFERED    | AREA CERTIFIED  | QUANTITY CERTIFIED | AREA OFFERED    | AREA CERTIFIED  | QUANTITY CERTIFIED | AREA OFFERED    | AREA CERTIFIED  | QUANTITY CERTIFIED |
|          | PADDY Contd... | 46 WGL-283         | 23.20           | 20.80           | 293.70             | 0.00            | 0.00            | 0.00               | 23.20           | 20.80           | 293.70             |
|          |                | 47 WGL-32100       | 8.40            | 8.40            | 347.20             | 0.00            | 0.00            | 0.00               | 8.40            | 8.40            | 347.20             |
|          |                | 48 WGL-3692        | 2.00            | 2.00            | 92.20              | 0.00            | 0.00            | 0.00               | 2.00            | 2.00            | 92.20              |
|          |                | 49 WGL-3825        | 1.60            | 1.60            | 89.40              | 0.00            | 0.00            | 0.00               | 1.60            | 1.60            | 89.40              |
|          |                | 50 WGL-3962        | 2.00            | 2.00            | 47.70              | 0.00            | 0.00            | 0.00               | 2.00            | 2.00            | 47.70              |
|          |                | 51 WGL-44          | 13.60           | 12.80           | 203.70             | 0.80            | 0.80            | 49.20              | 14.40           | 13.60           | 252.90             |
|          |                | 52 WGL-48684       | 1.20            | 1.20            | 23.40              | 0.00            | 0.00            | 0.00               | 1.20            | 1.20            | 23.40              |
|          |                | <b>PADDY TOTAL</b> | <b>2,449.80</b> | <b>2,442.60</b> | <b>1,18,911.25</b> | <b>4,891.00</b> | <b>4,863.80</b> | <b>2,64,313.05</b> | <b>7,340.80</b> | <b>7,306.40</b> | <b>3,83,224.30</b> |
| <b>2</b> | <b>OATS</b>    | 1 UPO-212          | 0.00            | 0.00            | 0.00               | 0.80            | 0.80            | 4.80               | 0.80            | 0.80            | 4.80               |
|          |                | <b>OATS TOTAL</b>  | <b>0.00</b>     | <b>0.00</b>     | <b>0.00</b>        | <b>0.80</b>     | <b>0.80</b>     | <b>4.80</b>        | <b>0.80</b>     | <b>0.80</b>     | <b>4.80</b>        |
| <b>3</b> | <b>JOWAR</b>   | 1 CSV-15           | 0.00            | 0.00            | 0.00               | 10.40           | 10.40           | 0.00               | 10.40           | 10.40           | 0.00               |
|          |                | 2 CSV-17           | 0.00            | 0.00            | 0.00               | 1.20            | 1.20            | 0.00               | 1.20            | 1.20            | 0.00               |
|          |                | 3 CSV-23           | 0.00            | 0.00            | 0.00               | 14.00           | 14.00           | 0.00               | 14.00           | 14.00           | 0.00               |
|          |                | <b>JOWAR TOTAL</b> | <b>0.00</b>     | <b>0.00</b>     | <b>0.00</b>        | <b>25.60</b>    | <b>25.60</b>    | <b>0.00</b>        | <b>25.60</b>    | <b>25.60</b>    | <b>0.00</b>        |
| <b>4</b> | <b>MAIZE</b>   | BML-6              | 0.40            | 0.40            | 3.75               | 0.00            | 0.00            | 0.00               | 0.40            | 0.40            | 3.75               |
|          |                | BML--7             | 0.40            | 0.40            | 0.21               | 0.00            | 0.00            | 0.00               | 0.40            | 0.40            | 0.21               |
|          |                | CM-137             | 0.00            | 0.00            | 0.00               | 0.80            | 0.80            | 0.00               | 0.80            | 0.80            | 0.00               |
|          |                | CM-138             | 0.00            | 0.00            | 0.00               | 0.80            | 0.80            | 0.00               | 0.80            | 0.80            | 0.00               |
|          |                | CM-150             | 0.00            | 0.00            | 0.00               | 0.80            | 0.80            | 0.00               | 0.80            | 0.80            | 0.00               |
|          |                | CM-151             | 0.00            | 0.00            | 0.00               | 0.80            | 0.80            | 0.00               | 0.80            | 0.80            | 0.00               |
|          |                | CM-400xCM300       | 0.00            | 0.00            | 0.00               | 1.60            | 1.60            | 28.40              | 1.60            | 1.60            | 28.40              |
|          |                | CM-600             | 0.40            | 0.40            | 0.00               | 0.80            | 0.80            | 0.00               | 1.20            | 1.20            | 0.00               |
|          |                | HKI-1105           | 0.40            | 0.40            | 3.75               | 0.00            | 0.00            | 0.00               | 0.40            | 0.40            | 3.75               |

Contd.....

**ANNEXURE - XIV**

**STATEMENT SHOWING THE CROP / VARIETY / SEASON-WISE AREAS OFFERED, AREAS CERTIFIED AND QUANTITY OF SEED CERTIFIED DURING THE YEAR 2014-15 (Under FOUNDATION Seed Class)**

(Area in ha. & Qty. in Qtls.)

| Sl. No. | CROP                 | VARIETY         | KHARIF       |                |                    | RABI         |                |                    | TOTAL        |                |                    |
|---------|----------------------|-----------------|--------------|----------------|--------------------|--------------|----------------|--------------------|--------------|----------------|--------------------|
|         |                      |                 | AREA OFFERED | AREA CERTIFIED | QUANTITY CERTIFIED | AREA OFFERED | AREA CERTIFIED | QUANTITY CERTIFIED | AREA OFFERED | AREA CERTIFIED | QUANTITY CERTIFIED |
|         | MAIZE                | HKI-1128        | 0.40         | 0.40           | 4.65               | 0.00         | 0.00           | 0.00               | 0.40         | 0.40           | 4.65               |
|         |                      | HKI-161         | 0.00         | 0.00           | 0.00               | 0.40         | 0.40           | 0.00               | 0.40         | 0.40           | 0.00               |
|         |                      | HKI-163         | 0.00         | 0.00           | 0.00               | 2.80         | 2.80           | 0.00               | 2.80         | 2.80           | 0.00               |
|         |                      | HKI-193-1       | 0.00         | 0.00           | 0.00               | 0.40         | 0.40           | 0.00               | 0.40         | 0.40           | 0.00               |
|         |                      | HKI-193-2       | 0.40         | 0.40           | 11.26              | 0.00         | 0.00           | 0.00               | 0.40         | 0.40           | 11.26              |
|         |                      | J-1006          | 5.60         | 5.60           | 35.00              | 0.00         | 0.00           | 0.00               | 5.60         | 5.60           | 35.00              |
|         |                      | VIVEK SANKUL MA | 0.00         | 0.00           | 0.00               | 0.40         | 0.40           | 0.00               | 0.40         | 0.40           | 0.00               |
|         |                      | VQL-2           | 0.00         | 0.00           | 0.00               | 0.40         | 0.40           | 0.00               | 0.40         | 0.40           | 0.00               |
|         | <b>MAIZE TOTAL</b>   | <b>8.00</b>     | <b>8.00</b>  | <b>58.62</b>   | <b>10.00</b>       | <b>10.00</b> | <b>28.40</b>   | <b>18.00</b>       | <b>18.00</b> | <b>87.02</b>   |                    |
|         | BAJRA                | DHANA SHAKTHI   | 0.00         | 0.00           | 0.00               | 2.40         | 2.40           | 0.00               | 2.40         | 2.40           | 0.00               |
|         |                      | H-77/833-2-202  | 0.00         | 0.00           | 0.00               | 2.40         | 2.40           | 43.94              | 2.40         | 2.40           | 43.94              |
|         |                      | H-77/833-2-222  | 0.00         | 0.00           | 0.00               | 2.00         | 2.00           | 0.00               | 2.00         | 2.00           | 0.00               |
|         |                      | ICMA-843-22     | 0.00         | 0.00           | 0.00               | 1.60         | 1.60           | 0.00               | 1.60         | 1.60           | 0.00               |
|         |                      | MS-843-22A      | 0.00         | 0.00           | 0.00               | 8.20         | 8.20           | 102.55             | 8.20         | 8.20           | 102.55             |
|         |                      | RHB-177         | 0.00         | 0.00           | 0.00               | 19.20        | 19.20          | 0.00               | 19.20        | 19.20          | 0.00               |
|         |                      | RIB-192         | 0.00         | 0.00           | 0.00               | 1.20         | 1.20           | 0.00               | 1.20         | 1.20           | 0.00               |
|         | <b>BAJRA TOTAL</b>   | <b>0.00</b>     | <b>0.00</b>  | <b>0.00</b>    | <b>37.00</b>       | <b>37.00</b> | <b>146.49</b>  | <b>37.00</b>       | <b>37.00</b> | <b>146.49</b>  |                    |
|         | REDGRAM              | ICPL-87119      | 45.20        | 44.80          | 189.72             | 0.00         | 0.00           | 0.00               | 45.20        | 44.80          | 189.72             |
|         |                      | LAM-41          | 34.00        | 33.20          | 323.32             | 0.00         | 0.00           | 0.00               | 34.00        | 33.20          | 323.32             |
|         |                      | PRG-158         | 0.80         | 0.80           | 0.80               | 0.00         | 0.00           | 0.00               | 0.80         | 0.80           | 0.80               |
|         | <b>REDGRAM TOTAL</b> | <b>80.00</b>    | <b>78.80</b> | <b>513.84</b>  | <b>0.00</b>        | <b>0.00</b>  | <b>0.00</b>    | <b>80.00</b>       | <b>78.80</b> | <b>513.84</b>  |                    |

Contd.....

ANNEXURE - XIV

**STATEMENT SHOWING THE CROP / VARIETY / SEASON-WISE AREAS OFFERED, AREAS CERTIFIED AND QUANTITY OF SEED CERTIFIED DURING THE YEAR 2014-15 (Under FOUNDATION Seed Class)**

(Area in ha. & Qty. in Qtls.)

| Sl. No.                | CROP       | VARIETY                 | KHARIF       |                |                    | RABI           |                |                    | TOTAL          |                |                    |
|------------------------|------------|-------------------------|--------------|----------------|--------------------|----------------|----------------|--------------------|----------------|----------------|--------------------|
|                        |            |                         | AREA OFFERED | AREA CERTIFIED | QUANTITY CERTIFIED | AREA OFFERED   | AREA CERTIFIED | QUANTITY CERTIFIED | AREA OFFERED   | AREA CERTIFIED | QUANTITY CERTIFIED |
| 7                      | GREENGRAM  | 1 LGG-460               | 10.00        | 10.00          | 27.00              | 0.00           | 0.00           | 0.00               | 10.00          | 10.00          | 27.00              |
|                        |            | 2 MGG-295               | 15.20        | 15.20          | 0.00               | 0.80           | 0.80           | 8.40               | 16.00          | 16.00          | 8.40               |
|                        |            | 3 SML-668               | 1.60         | 1.60           | 1.80               | 0.00           | 0.00           | 0.00               | 1.60           | 1.60           | 1.80               |
|                        |            | 4 WGG-37                | 0.00         | 0.00           | 0.00               | 0.80           | 0.80           | 6.10               | 0.80           | 0.80           | 6.10               |
| <b>GREENGRAM TOTAL</b> |            |                         | <b>26.80</b> | <b>26.80</b>   | <b>28.80</b>       | <b>1.60</b>    | <b>1.60</b>    | <b>14.50</b>       | <b>28.40</b>   | <b>28.40</b>   | <b>43.30</b>       |
| 8                      | BENGALGRAM | 1 ANNEGIRI-1            | 0.00         | 0.00           | 0.00               | 4.00           | 4.00           | 0.00               | 4.00           | 4.00           | 0.00               |
|                        |            | 2 JG-11                 | 0.00         | 0.00           | 0.00               | 148.00         | 148.00         | 0.00               | 148.00         | 148.00         | 0.00               |
|                        |            | <b>BENGALGRAM TOTAL</b> |              |                | <b>0.00</b>        | <b>0.00</b>    | <b>0.00</b>    | <b>152.00</b>      | <b>152.00</b>  | <b>0.00</b>    | <b>152.00</b>      |
| 9                      | COWPEA     | 1 KASHI KANCHAN         | 0.00         | 0.00           | 0.00               | 3.20           | 3.20           | 0.00               | 3.20           | 3.20           | 0.00               |
|                        |            | <b>COWPEA TOTAL</b>     |              |                | <b>0.00</b>        | <b>0.00</b>    | <b>0.00</b>    | <b>3.20</b>        | <b>3.20</b>    | <b>0.00</b>    | <b>3.20</b>        |
| 10                     | CASTOR     | 1 DCS-107               | 6.80         | 6.80           | 0.00               | 0.00           | 0.00           | 0.00               | 6.80           | 6.80           | 0.00               |
|                        |            | 2 PCS-4                 | 1.60         | 1.60           | 0.00               | 7.20           | 7.20           | 0.00               | 8.80           | 8.80           | 0.00               |
|                        |            | <b>CASTOR TOTAL</b>     |              |                | <b>8.40</b>        | <b>8.40</b>    | <b>0.00</b>    | <b>7.20</b>        | <b>7.20</b>    | <b>15.60</b>   | <b>15.60</b>       |
| 11                     | GROUNDNUT  | 1 DHARANI               | 5.20         | 5.20           | 96.00              | 40.80          | 40.80          | 788.30             | 46.00          | 46.00          | 884.30             |
|                        |            | 2 K-6                   | 29.20        | 29.20          | 82.00              | 893.20         | 881.20         | 8952.90            | 922.40         | 910.40         | 9034.90            |
|                        |            | 3 SB-XI                 | 0.00         | 0.00           | 0.00               | 38.00          | 38.00          | 753.00             | 38.00          | 38.00          | 753.00             |
|                        |            | 4 TAG-24                | 0.00         | 0.00           | 0.00               | 29.20          | 29.20          | 0.00               | 29.20          | 29.20          | 0.00               |
|                        |            | 5 TMV-2                 | 0.00         | 0.00           | 0.00               | 193.60         | 187.60         | 0.00               | 193.60         | 187.60         | 0.00               |
| <b>GROUNDNUT TOTAL</b> |            |                         | <b>34.40</b> | <b>34.40</b>   | <b>178.00</b>      | <b>1194.80</b> | <b>1176.80</b> | <b>10494.20</b>    | <b>1229.20</b> | <b>1211.20</b> | <b>10672.20</b>    |
| 12                     | SESAMUM    | 1 HIMA                  | 0.00         | 0.00           | 0.00               | 3.20           | 3.20           | 1.20               | 3.20           | 3.20           | 0.00               |
|                        |            | 2 SWETHA                | 0.00         | 0.00           | 0.00               | 10.80          | 10.80          | 5.68               | 10.80          | 10.80          | 5.68               |
| <b>SESAMUM TOTAL</b>   |            |                         | <b>0.00</b>  | <b>0.00</b>    | <b>0.00</b>        | <b>14.00</b>   | <b>14.00</b>   | <b>5.68</b>        | <b>14.00</b>   | <b>12.00</b>   | <b>5.68</b>        |

Contd.....

ANNEXURE - XIV

**STATEMENT SHOWING THE CROP / VARIETY / SEASON-WISE AREAS OFFERED, AREAS CERTIFIED AND QUANTITY OF SEED CERTIFIED DURING THE YEAR 2014-15 (Under FOUNDATION Seed Class)**

| Sl. No.              | CROP        | VARIETY                  | KHARIF         |                |                    | RABI           |                |                    | TOTAL          |                |                    |
|----------------------|-------------|--------------------------|----------------|----------------|--------------------|----------------|----------------|--------------------|----------------|----------------|--------------------|
|                      |             |                          | AREA OFFERED   | AREA CERTIFIED | QUANTITY CERTIFIED | AREA OFFERED   | AREA CERTIFIED | QUANTITY CERTIFIED | AREA OFFERED   | AREA CERTIFIED | QUANTITY CERTIFIED |
| 13                   | SOYABEAN    | 1 JS-335                 | 197.60         | 193.60         | 692.50             | 12.40          | 12.40          | 108.90             | 210.00         | 206.00         | 801.40             |
|                      |             | <b>SOYABEAN TOTAL</b>    | <b>197.60</b>  | <b>193.60</b>  | <b>692.50</b>      | <b>12.40</b>   | <b>12.40</b>   | <b>108.90</b>      | <b>210.00</b>  | <b>206.00</b>  | <b>801.40</b>      |
| <b>15 VEGETABLES</b> |             |                          |                |                |                    |                |                |                    |                |                |                    |
| A                    | FRENCH BEAN | 1 ARKA KOMAL             | 0.00           | 0.00           | 0.00               | 0.60           | 0.60           | 6.40               | 0.60           | 0.60           | 6.40               |
|                      |             | <b>FRENCH BEAN TOTAL</b> | <b>0.00</b>    | <b>0.00</b>    | <b>0.00</b>        | <b>0.60</b>    | <b>0.60</b>    | <b>6.40</b>        | <b>0.60</b>    | <b>0.60</b>    | <b>6.40</b>        |
| B                    | TOMATO      | 1 ARKA VIKAS             | 0.00           | 0.00           | 0.00               | 1.20           | 1.20           | 2.25               | 1.20           | 1.20           | 2.25               |
|                      |             | <b>TOMATO TOTAL</b>      | <b>0.00</b>    | <b>0.00</b>    | <b>0.00</b>        | <b>1.20</b>    | <b>1.20</b>    | <b>2.25</b>        | <b>1.20</b>    | <b>1.20</b>    | <b>2.25</b>        |
|                      |             | <b>VEGETABLES TOTAL</b>  | <b>0.00</b>    | <b>0.00</b>    | <b>0.00</b>        | <b>1.80</b>    | <b>1.80</b>    | <b>8.65</b>        | <b>1.80</b>    | <b>1.80</b>    | <b>8.65</b>        |
|                      |             | <b>GRAND TOTAL</b>       | <b>2805.00</b> | <b>2792.60</b> | <b>120383.01</b>   | <b>6351.40</b> | <b>6304.20</b> | <b>275124.67</b>   | <b>9156.40</b> | <b>9096.80</b> | <b>395507.68</b>   |

Contd.....

**ANNEXURE - XV**

**STATEMENT SHOWING THE CROP / VARIETY / SEASON-WISE AREAS OFFERED, AREAS CERTIFIED AND QUANTITY OF SEED CERTIFIED DURING THE YEAR 2014-15 (Under CERTIFIED Seed Class)**

(Area in ha. & Qty. in Qtls.)

| Sl. No. | CROP  | VARIETY     | KHARIF       |                |                    | RABI         |                |                    | TOTAL        |                |                    |
|---------|-------|-------------|--------------|----------------|--------------------|--------------|----------------|--------------------|--------------|----------------|--------------------|
|         |       |             | AREA OFFERED | AREA CERTIFIED | QUANTITY CERTIFIED | AREA OFFERED | AREA CERTIFIED | QUANTITY CERTIFIED | AREA OFFERED | AREA CERTIFIED | QUANTITY CERTIFIED |
| 1       | PADDY | 1 ADT - 45  | 0.00         | 0.00           | 0.00               | 40.00        | 40.00          | 0.00               | 40.00        | 40.00          | 0.00               |
| 2       |       | 2 ADT - 45® | 0.00         | 0.00           | 0.00               | 0.00         | 0.00           | 2067.00            | 0.00         | 0.00           | 2067.00            |
| 3       |       | 3 BPT-3291  | 160.00       | 159.20         | 7437.45            | 60.80        | 60.80          | 1994.70            | 220.80       | 220.00         | 9432.15            |
| 4       |       | 4 BPT-5204  | 3106.80      | 3078.80        | 124345.80          | 4031.20      | 4002.40        | 217737.72          | 7138.00      | 7081.20        | 342083.52          |
| 5       |       | 5 IET-4094  | 106.80       | 104.80         | 0.00               | 190.80       | 188.80         | 7952.40            | 297.60       | 293.60         | 7952.40            |
| 6       |       | 6 IET-4786  | 80.00        | 79.60          | 0.00               | 832.40       | 820.40         | 20728.40           | 912.40       | 900.00         | 20728.40           |
| 7       |       | 7 IR-36     | 0.00         | 0.00           | 0.00               | 20.00        | 20.00          | 1103.10            | 20.00        | 20.00          | 1103.10            |
| 8       |       | 8 IR-64     | 690.40       | 684.00         | 30081.10           | 2130.00      | 2108.40        | 91843.35           | 2820.40      | 2792.40        | 121924.45          |
| 9       |       | 9 JAYA      | 194.40       | 194.40         | 6822.60            | 0.00         | 0.00           | 0.00               | 194.40       | 194.40         | 6822.60            |
| 10      |       | 10 JGL-1798 | 21.60        | 21.60          | 1278.80            | 450.40       | 446.00         | 23905.15           | 472.00       | 467.60         | 25183.95           |
| 11      |       | 11 JGL-384  | 10.00        | 10.00          | 0.00               | 46.80        | 46.80          | 2824.20            | 56.80        | 56.80          | 2824.20            |
| 12      |       | 12 K-5      | 17.20        | 17.20          | 401.75             | 0.00         | 0.00           | 0.00               | 17.20        | 17.20          | 401.75             |
| 13      |       | 13 K-7      | 12.80        | 12.80          | 218.75             | 8.40         | 8.40           | 427.50             | 21.20        | 21.20          | 646.25             |
| 14      |       | 14 KRANTHI  | 0.00         | 0.00           | 0.00               | 8.40         | 8.40           | 484.75             | 8.40         | 8.40           | 484.75             |
| 15      |       | 15 LALAT    | 111.20       | 110.40         | 5180.00            | 397.60       | 396.80         | 16182.60           | 508.80       | 507.20         | 21362.60           |
| 16      |       | 16 MAHAMAYA | 0.00         | 0.00           | 0.00               | 56.80        | 56.80          | 2881.25            | 56.80        | 56.80          | 2881.25            |
| 17      |       | 17 MTU-1001 | 619.20       | 615.20         | 32053.20           | 342.40       | 340.80         | 11380.70           | 961.60       | 956.00         | 43433.90           |
| 18      |       | 18 MTU-1010 | 5255.60      | 5191.20        | 183634.45          | 7507.20      | 6712.80        | 261566.20          | 12762.80     | 11904.00       | 445200.65          |
| 19      |       | 19 MTU-1061 | 6.40         | 6.40           | 201.00             | 0.00         | 0.00           | 0.00               | 6.40         | 6.40           | 201.00             |
| 20      |       | 20 MTU-1064 | 40.00        | 40.00          | 1512.90            | 24.80        | 24.80          | 539.70             | 64.80        | 64.80          | 2052.60            |
| 21      |       | 21 MTU-1075 | 30.00        | 28.80          | 1317.90            | 48.00        | 48.00          | 0.00               | 78.00        | 76.80          | 1317.90            |
| 22      |       | 22 MTU-7029 | 2412.80      | 2407.20        | 123827.70          | 0.00         | 0.00           | 0.00               | 2412.80      | 2407.20        | 123827.70          |

Contd.....

ANNEXURE - XV

**STATEMENT SHOWING THE CROP / VARIETY / SEASON-WISE AREAS OFFERED, AREAS CERTIFIED AND QUANTITY OF SEED CERTIFIED DURING THE YEAR 2014-15 (Under CERTIFIED Seed Class)**

(Area in ha. & Qty. in Qtls.)

| Sl. No.                | CROP               | VARIETY    | KHARIF       |                 |                    | RABI             |                 |                    | TOTAL            |                 |                    |                   |
|------------------------|--------------------|------------|--------------|-----------------|--------------------|------------------|-----------------|--------------------|------------------|-----------------|--------------------|-------------------|
|                        |                    |            | AREA OFFERED | AREA CERTIFIED  | QUANTITY CERTIFIED | AREA OFFERED     | AREA CERTIFIED  | QUANTITY CERTIFIED | AREA OFFERED     | AREA CERTIFIED  | QUANTITY CERTIFIED |                   |
| PADDY Contd...         | 23                 | NLR-34449  | 95.20        | 95.20           | 5142.00            | 778.80           | 771.20          | 42108.50           | 874.00           | 866.40          | 47250.50           |                   |
|                        | 24                 | PKV-HMT    | 96.40        | 96.40           | 3185.50            | 54.80            | 54.40           | 1811.75            | 151.20           | 150.80          | 4997.25            |                   |
|                        | 25                 | RATNA      | 56.40        | 56.40           | 1621.00            | 68.40            | 67.60           | 2518.50            | 124.80           | 124.00          | 4139.50            |                   |
|                        | 26                 | RP-BIO-226 | 37.60        | 36.80           | 1487.25            | 0.00             | 0.00            | 0.00               | 37.60            | 36.80           | 1487.25            |                   |
|                        | 27                 | TELLAHAMSA | 31.60        | 31.60           | 1813.60            | 24.00            | 23.60           | 485.70             | 55.60            | 55.20           | 2299.30            |                   |
|                        | 28                 | WGL-14     | 4.00         | 4.00            | 0.00               | 0.00             | 0.00            | 0.00               | 4.00             | 4.00            | 0.00               |                   |
|                        | 29                 | WGL-20471  | 104.40       | 100.00          | 3544.30            | 603.60           | 599.60          | 26440.50           | 708.00           | 699.60          | 29984.80           |                   |
|                        | 30                 | WGL-283    | 3.60         | 3.60            | 0.00               | 2.40             | 2.40            | 0.00               | 6.00             | 6.00            | 0.00               |                   |
|                        | 31                 | WGL-32100  | 0.00         | 0.00            | 0.00               | 0.80             | 0.80            | 0.00               | 0.80             | 0.80            | 0.00               |                   |
|                        | <b>PADDY TOTAL</b> |            |              | <b>13304.40</b> | <b>13185.60</b>    | <b>535107.05</b> | <b>17728.80</b> | <b>16850.00</b>    | <b>736983.67</b> | <b>31033.20</b> | <b>30035.60</b>    | <b>1272090.72</b> |
|                        | 2                  | HY.PADDY   | 1            | 0.00            | 0.00               | 0.00             | 0.80            | 0.80               | 5.60             | 0.80            | 0.80               | 5.60              |
| 2                      |                    |            | 0.00         | 0.00            | 0.00               | 6.40             | 0.00            | 0.00               | 6.40             | 0.00            | 0.00               |                   |
| 3                      |                    |            | 0.00         | 0.00            | 0.00               | 6.40             | 0.00            | 0.00               | 6.40             | 0.00            | 0.00               |                   |
| <b>HY. PADDY TOTAL</b> |                    |            | <b>0.00</b>  | <b>0.00</b>     | <b>0.00</b>        | <b>13.60</b>     | <b>0.80</b>     | <b>5.60</b>        | <b>13.60</b>     | <b>0.80</b>     | <b>5.60</b>        |                   |
| 3                      | JOWAR              | 1          | 0.00         | 0.00            | 0.00               | 0.80             | 0.80            | 0.00               | 0.80             | 0.80            | 0.00               |                   |
|                        |                    | 2          | 0.00         | 0.00            | 0.00               | 8.00             | 8.00            | 0.00               | 8.00             | 8.00            | 0.00               |                   |
|                        |                    | 3          | 0.00         | 0.00            | 0.00               | 2.80             | 2.80            | 0.00               | 2.80             | 2.80            | 0.00               |                   |
|                        |                    | 4          | 0.00         | 0.00            | 0.00               | 0.80             | 0.80            | 0.00               | 0.80             | 0.80            | 0.00               |                   |
|                        |                    | 5          | 0.00         | 0.00            | 0.00               | 0.40             | 0.40            | 0.00               | 0.40             | 0.40            | 0.00               |                   |
|                        |                    | 6          | 0.00         | 0.00            | 0.00               | 130.00           | 130.00          | 0.00               | 130.00           | 130.00          | 0.00               |                   |
|                        |                    | 7          | 0.00         | 0.00            | 0.00               | 21.20            | 21.20           | 0.00               | 21.20            | 21.20           | 0.00               |                   |
|                        |                    | 8          | 0.00         | 0.00            | 0.00               | 126.00           | 126.00          | 0.00               | 126.00           | 126.00          | 0.00               |                   |
| <b>JOWAR TOTAL</b>     |                    |            | <b>0.00</b>  | <b>0.00</b>     | <b>0.00</b>        | <b>290.00</b>    | <b>290.00</b>   | <b>0.00</b>        | <b>290.00</b>    | <b>290.00</b>   | <b>0.00</b>        |                   |



Contd.....

ANNEXURE - XV

**STATEMENT SHOWING THE CROP / VARIETY / SEASON-WISE AREAS OFFERED, AREAS CERTIFIED AND QUANTITY OF SEED  
CERTIFIED DURING THE YEAR 2014-15 (Under Certified Seed Class)**

(Area in ha. &amp; Qty. in Qtls.)

| Sl. No.                | CROP      | VARIETY                | KHARIF        |                |                    | RABI          |                |                    | TOTAL         |                 |                    |               |
|------------------------|-----------|------------------------|---------------|----------------|--------------------|---------------|----------------|--------------------|---------------|-----------------|--------------------|---------------|
|                        |           |                        | AREA OFFERED  | AREA CERTIFIED | QUANTITY CERTIFIED | AREA OFFERED  | AREA CERTIFIED | QUANTITY CERTIFIED | AREA OFFERED  | AREA CERTIFIED  | QUANTITY CERTIFIED |               |
| 4                      | MAIZE     | 1                      | DHM-117       | 0.00           | 0.00               | 0.00          | 8.00           | 4.80               | 516.30        | 8.00            | 4.80               | 516.30        |
|                        |           | 2                      | GSF-2         | 0.00           | 0.00               | 0.00          | 2.00           | 2.00               | 243.40        | 2.00            | 2.00               | 243.40        |
|                        |           | 3                      | HQPM-1        | 0.00           | 0.00               | 0.00          | 64.40          | 64.40              | 0.00          | 64.40           | 64.40              | 0.00          |
|                        |           | 4                      | HQPM-5        | 0.00           | 0.00               | 0.00          | 26.00          | 26.00              | 0.00          | 26.00           | 26.00              | 0.00          |
|                        |           | 5                      | J-1006        | 80.00          | 80.00              | 681.90        | 115.80         | 111.80             | 3232.60       | 195.80          | 191.80             | 3914.50       |
|                        |           | 6                      | PEEHM-5       | 0.00           | 0.00               | 0.00          | 84.00          | 84.00              | 0.00          | 84.00           | 84.00              | 0.00          |
|                        |           | 7                      | PEEHM-2       | 0.00           | 0.00               | 0.00          | 18.00          | 18.00              | 0.00          | 18.00           | 18.00              | 0.00          |
|                        |           | 8                      | VL-31         | 0.00           | 0.00               | 0.00          | 8.00           | 8.00               | 0.00          | 8.00            | 8.00               | 0.00          |
| <b>MAIZE TOTAL</b>     |           |                        | <b>80.00</b>  | <b>80.00</b>   | <b>681.90</b>      | <b>326.20</b> | <b>319.00</b>  | <b>3992.30</b>     | <b>406.20</b> | <b>399.00</b>   | <b>4674.20</b>     |               |
| 5                      | BAJRA     | 1                      | HNB-67(IIP)   | 0.00           | 0.00               | 0.00          | 691.20         | 679.20             | 10336.27      | 691.20          | 679.20             | 10336.27      |
|                        |           | 2                      | PUSA-23       | 0.00           | 0.00               | 0.00          | 32.00          | 31.20              | 544.98        | 32.00           | 31.20              | 544.98        |
|                        |           | 3                      | RHB-177       | 0.00           | 0.00               | 0.00          | 120.80         | 120.00             | 0.00          | 120.80          | 120.00             | 0.00          |
|                        |           | <b>BAJRA TOTAL</b>     |               |                | <b>0.00</b>        | <b>0.00</b>   | <b>0.00</b>    | <b>844.00</b>      | <b>830.40</b> | <b>10881.25</b> | <b>844.00</b>      | <b>830.40</b> |
| 6                      | REDGRAM   | 1                      | ICPL-85063    | 16.00          | 16.00              | 0.00          | 0.00           | 0.00               | 0.00          | 16.00           | 16.00              | 0.00          |
|                        |           | 2                      | ICPL-87119    | 0.00           | 0.00               | 0.00          | 5.20           | 5.20               | 0.00          | 5.20            | 5.20               | 0.00          |
|                        |           | 3                      | LAM-41        | 245.20         | 190.40             | 10118.58      | 0.00           | 0.00               | 739.40        | 245.20          | 190.40             | 10857.98      |
|                        |           | 4                      | PRG-158       | 0.80           | 0.80               | 0.00          | 3.20           | 3.20               | 0.00          | 4.00            | 4.00               | 0.00          |
| <b>REDGRAM TOTAL</b>   |           |                        | <b>262.00</b> | <b>207.20</b>  | <b>10118.58</b>    | <b>8.40</b>   | <b>8.40</b>    | <b>739.40</b>      | <b>270.40</b> | <b>215.60</b>   | <b>10857.98</b>    |               |
| 7                      | GREENGRAM | 1                      | LRG-460       | 0.00           | 0.00               | 0.00          | 24.00          | 24.00              | 0.00          | 24.00           | 24.00              | 0.00          |
|                        |           | 2                      | MGG-295       | 182.40         | 181.60             | 0.00          | 119.20         | 104.40             | 800.48        | 301.60          | 286.00             | 800.48        |
|                        |           | <b>GREENGRAM TOTAL</b> |               |                | <b>182.40</b>      | <b>181.60</b> | <b>0.00</b>    | <b>143.20</b>      | <b>128.40</b> | <b>800.48</b>   | <b>325.60</b>      | <b>310.00</b> |
| 8                      | BLACKGRAM | 1                      | LBG-752       | 0.00           | 0.00               | 0.00          | 129.60         | 122.80             | 521.32        | 129.60          | 122.80             | 521.32        |
|                        |           | 2                      | PU-31         | 0.00           | 0.00               | 0.00          | 58.00          | 58.00              | 424.60        | 58.00           | 58.00              | 424.60        |
|                        |           | 3                      | TAU-1         | 0.00           | 0.00               | 0.00          | 0.00           | 0.00               | 133.95        | 0.00            | 0.00               | 133.95        |
| <b>BLACKGRAM TOTAL</b> |           |                        | <b>0.00</b>   | <b>0.00</b>    | <b>0.00</b>        | <b>187.60</b> | <b>180.80</b>  | <b>1079.87</b>     | <b>187.60</b> | <b>180.80</b>   | <b>1079.87</b>     |               |

**STATEMENT SHOWING THE CROP / VARIETY / SEASON-WISE AREAS OFFERED, AREAS CERTIFIED AND QUANTITY OF SEED CERTIFIED DURING THE YEAR 2014-15 (Under Certified Seed Class)**

(Area in ha. & Qty. in Qtls.)

| Sl. No. | CROP                     | VARIETY | KHARIF                 |                |                    | RABI            |                 |                    | TOTAL            |                 |                    |                  |              |
|---------|--------------------------|---------|------------------------|----------------|--------------------|-----------------|-----------------|--------------------|------------------|-----------------|--------------------|------------------|--------------|
|         |                          |         | AREA OFFERED           | AREA CERTIFIED | QUANTITY CERTIFIED | AREA OFFERED    | AREA CERTIFIED  | QUANTITY CERTIFIED | AREA OFFERED     | AREA CERTIFIED  | QUANTITY CERTIFIED |                  |              |
| 9       | BENGALGRAM               | 1       | ANNEGIRI-1             | 0.00           | 0.00               | 0.00            | 54.00           | 54.00              | 0.00             | 54.00           | 54.00              | 0.00             |              |
|         |                          | 2       | JAKI-9218              | 0.00           | 0.00               | 0.00            | 856.00          | 856.00             | 16523.50         | 856.00          | 856.00             | 16523.50         |              |
|         |                          | 3       | JG-11                  | 0.00           | 0.00               | 0.00            | 5113.60         | 4774.80            | 38080.70         | 5113.60         | 4774.80            | 38080.70         |              |
|         | <b>BENGALGRAM TOTAL</b>  |         |                        | <b>0.00</b>    | <b>0.00</b>        | <b>0.00</b>     | <b>6023.60</b>  | <b>5684.80</b>     | <b>54604.20</b>  | <b>6023.60</b>  | <b>5684.80</b>     | <b>54604.20</b>  |              |
| 10      | COWPEA                   | 1       | CP-4                   | 0.00           | 0.00               | 0.00            | 6.00            | 6.00               | 0.00             | 6.00            | 6.00               | 0.00             |              |
|         |                          | 2       | KHASI-KANCHAN          | 0.00           | 0.00               | 0.00            | 27.20           | 27.20              | 24.44            | 27.20           | 27.20              | 24.44            |              |
|         |                          |         | <b>COWPEA TOTAL</b>    |                |                    | <b>0.00</b>     | <b>0.00</b>     | <b>0.00</b>        | <b>33.20</b>     | <b>33.20</b>    | <b>24.44</b>       | <b>33.20</b>     | <b>24.44</b> |
| 11      | GROUNDNUT                | 1       | DHARANI                | 0.00           | 0.00               | 0.00            | 46.00           | 46.00              | 600.00           | 46.00           | 46.00              | 600.00           |              |
|         |                          | 2       | K-6                    | 80.00          | 71.20              | 750.00          | 18067.60        | 16849.20           | 170348.50        | 18147.60        | 16920.40           | 171098.50        |              |
|         |                          | 3       | TMV-2                  | 413.20         | 274.80             | 0.00            | 874.40          | 814.40             | 5001.00          | 1287.60         | 1089.20            | 5001.00          |              |
|         |                          |         | <b>GROUNDNUT TOTAL</b> |                | <b>493.20</b>      | <b>750.00</b>   | <b>18988.00</b> | <b>17709.60</b>    | <b>175949.50</b> | <b>19481.20</b> | <b>18055.60</b>    | <b>176699.50</b> |              |
| 12      | SESAMUM                  | 1       | SWETHA                 | 0.00           | 0.00               | 0.00            | 65.20           | 64.00              | 62.56            | 65.20           | 64.00              | 62.56            |              |
|         |                          |         | <b>SESAMUM TOTAL</b>   |                | <b>0.00</b>        | <b>0.00</b>     | <b>65.20</b>    | <b>64.00</b>       | <b>62.56</b>     | <b>65.20</b>    | <b>64.00</b>       | <b>62.56</b>     |              |
| 13      | SOYABEAN                 | 1       | JS-335                 | 7514.60        | 6399.60            | 56418.25        | 0.00            | 0.00               | 0.00             | 7514.60         | 6399.60            | 56418.25         |              |
|         |                          | 2       | JS-9560                | 0.00           | 0.00               | 513.00          | 0.00            | 0.00               | 0.00             | 0.00            | 0.00               | 513.00           |              |
|         | <b>SOYABEAN TOTAL</b>    |         |                        | <b>7514.60</b> | <b>6399.60</b>     | <b>56931.25</b> | <b>0.00</b>     | <b>0.00</b>        | <b>0.00</b>      | <b>7514.60</b>  | <b>6399.60</b>     | <b>56931.25</b>  |              |
| 14      | JUTE                     | 1       | JBO-2003H              | 0.00           | 0.00               | 1384.40         | 0.00            | 0.00               | 0.00             | 0.00            | 0.00               | 1384.40          |              |
|         |                          | 2       | JRO-204                | 0.00           | 0.00               | 845.52          | 0.00            | 0.00               | 0.00             | 0.00            | 0.00               | 845.52           |              |
|         |                          | 3       | JRO-524                | 36.40          | 36.40              | 2817.22         | 0.00            | 0.00               | 0.00             | 36.40           | 36.40              | 2817.22          |              |
|         | <b>JUTE TOTAL</b>        |         |                        | <b>36.40</b>   | <b>36.40</b>       | <b>5047.14</b>  | <b>0.00</b>     | <b>0.00</b>        | <b>0.00</b>      | <b>36.40</b>    | <b>36.40</b>       | <b>5047.14</b>   |              |
| 15      | <b>VEGETABLES :</b>      |         |                        |                |                    |                 |                 |                    |                  |                 |                    |                  |              |
| A       | BHENDI                   | 1       | ARKA ANAMIKA           | 34.00          | 34.00              | 0.00            | 0.00            | 0.00               | 0.00             | 0.00            | 34.00              | 34.00            | 0.00         |
| B       | BRINJAL                  | 1       | HISAR SHYAMAL          | 0.00           | 0.00               | 0.00            | 6.00            | 6.00               | 47.05            | 6.00            | 6.00               | 47.05            |              |
| C       | CHILLIES                 | 1       | PUSA JWALA             | 0.00           | 0.00               | 0.00            | 20.80           | 20.00              | 179.65           | 20.80           | 20.00              | 179.65           |              |
| D       | FRENCH BEAN              | 1       | ARKA KOMAL             | 0.00           | 0.00               | 0.00            | 44.00           | 44.00              | 521.60           | 44.00           | 44.00              | 521.60           |              |
|         |                          | 2       | ARKA SUVIDHA           | 0.00           | 0.00               | 0.00            | 11.20           | 11.20              | 30.00            | 11.20           | 11.20              | 30.00            |              |
|         | <b>FRENCH BEAN TOTAL</b> |         |                        | <b>0.00</b>    | <b>0.00</b>        | <b>0.00</b>     | <b>55.20</b>    | <b>55.20</b>       | <b>551.60</b>    | <b>55.20</b>    | <b>55.20</b>       | <b>551.60</b>    |              |

Contd.....

ANNEXURE - XV

**STATEMENT SHOWING THE CROP / VARIETY / SEASON-WISE AREAS OFFERED, AREAS CERTIFIED AND QUANTITY OF SEED CERTIFIED DURING THE YEAR 2014-15 (Under CERTIFIED Seed Class)**

(Area in ha. & Qty. in Qtls.)

| Sl. No. | CROP        | VARIETY | KHARIF           |                |                    | RABI         |                |                    | TOTAL        |                |                    |            |
|---------|-------------|---------|------------------|----------------|--------------------|--------------|----------------|--------------------|--------------|----------------|--------------------|------------|
|         |             |         | AREA OFFERED     | AREA CERTIFIED | QUANTITY CERTIFIED | AREA OFFERED | AREA CERTIFIED | QUANTITY CERTIFIED | AREA OFFERED | AREA CERTIFIED | QUANTITY CERTIFIED |            |
| E       | SPONGEGOURD | 1       | PUSA SUPRIYA     | 0.00           | 0.00               | 0.00         | 15.20          | 15.20              | 139.60       | 15.20          | 15.20              | 139.60     |
| F       | TOMATO      | 1       | PUSA RUBY        | 0.00           | 0.00               | 0.00         | 45.20          | 45.20              | 88.45        | 45.20          | 45.20              | 88.45      |
|         |             |         | TOMATO TOTAL     | 0.00           | 0.00               | 0.00         | 45.20          | 45.20              | 88.45        | 45.20          | 45.20              | 88.45      |
|         |             |         | VEGETABLES TOTAL | 34.00          | 34.00              | 0.00         | 142.40         | 141.60             | 1006.35      | 176.40         | 175.60             | 1006.35    |
|         |             |         | GRAND TOTAL      | 21907.00       | 20470.40           | 608635.92    | 44794.20       | 42241.00           | 986129.62    | 66701.20       | 62711.40           | 1594765.54 |

ANNEXURE-XVI

**STATEMENT SHOWING THE No. OF UNITS, AREA REGISTERED, AREA REJECTED, AREA CERTIFIED AND QUANTITY OF SEED CERTIFIED UNDER S.V.P. DURING THE YEAR 2014-15**

| Sl. No | DIVISION   | DISTRICT                | CROP       | VARIETY  | KHARIF                |                 |                    |                     | RABI             |                 |                |                    | TOTAL               |                  |                 |                |                    |                     |                  |             |
|--------|------------|-------------------------|------------|----------|-----------------------|-----------------|--------------------|---------------------|------------------|-----------------|----------------|--------------------|---------------------|------------------|-----------------|----------------|--------------------|---------------------|------------------|-------------|
|        |            |                         |            |          | No. of Units          | AREA REGD.      | Area Rejected AREA | Area Certified AREA | QTY. CERTI- FIED | No. of Units    | AREA REGD.     | Area Rejected AREA | Area Certified AREA | QTY. CERTI- FIED | No. of Units    | AREA REGD.     | Area Rejected AREA | Area Certified AREA | QTY. CERTI- FIED |             |
| 1      | HYDERABAD  | NALGONDA                | PADDY      | MTU-1010 | 0.00                  | 0.00            | 0.00               | 0.00                | 95.00            | 2267.00         | 1807.00        | 460.00             | 0.00                | 95.00            | 2267.00         | 1807.00        | 460.00             | 0.00                |                  |             |
|        |            |                         | GROUNDNUT  | K-6      | 0.00                  | 0.00            | 0.00               | 0.00                | 2.00             | 40.00           | 20.00          | 20.00              | 0.00                | 2.00             | 40.00           | 20.00          | 20.00              | 0.00                |                  |             |
|        |            |                         | BENGALGRAM | JG-11    | 0.00                  | 0.00            | 0.00               | 0.00                | 27.00            | 666.00          | 666.00         | 0.00               | 0.00                | 27.00            | 666.00          | 666.00         | 0.00               | 0.00                |                  |             |
|        |            |                         | GROUNDNUT  | K-6      | 0.00                  | 0.00            | 0.00               | 0.00                | 64.00            | 459.00          | 444.00         | 15.00              | 0.00                | 64.00            | 459.00          | 444.00         | 15.00              | 0.00                |                  |             |
|        |            | <b>HYDERABAD TOTAL</b>  |            |          | <b>0.00</b>           | <b>0.00</b>     | <b>0.00</b>        | <b>0.00</b>         | <b>188.00</b>    | <b>3432.00</b>  | <b>2937.00</b> | <b>495.00</b>      | <b>0.00</b>         | <b>188.00</b>    | <b>3432.00</b>  | <b>2937.00</b> | <b>495.00</b>      | <b>0.00</b>         |                  |             |
| 2      | NIZAMABAD  | NIZAMABAD               | PADDY      | MTU-1010 | 88.00                 | 2189.00         | 15.00              | 2174.00             | 0.00             | 0.00            | 0.00           | 0.00               | 0.00                | 88.00            | 2189.00         | 15.00          | 2174.00            | 0.00                |                  |             |
|        |            |                         | SOYBEAN    | JS-335   | 190.00                | 4387.50         | 1151.00            | 3236.00             | 649.00           | 0.00            | 0.00           | 0.00               | 190.00              | 4387.50          | 1151.00         | 3236.00        | 649.00             | 0.00                |                  |             |
|        |            |                         | PADDY      | MTU-1010 | 8.00                  | 200.00          | 0.00               | 200.00              | 0.00             | 0.00            | 4.00           | 100.00             | 0.00                | 100.00           | 0.00            | 12.00          | 300.00             | 0.00                | 300.00           | 0.00        |
|        |            |                         | PADDY      | MTU-1010 | 0.00                  | 0.00            | 0.00               | 0.00                | 0.00             | 0.00            | 20.00          | 250.00             | 0.00                | 250.00           | 0.00            | 20.00          | 250.00             | 0.00                | 250.00           | 0.00        |
|        |            |                         | BENGALGRAM | JG-11    | 0.00                  | 0.00            | 0.00               | 0.00                | 0.00             | 0.00            | 110.00         | 2786.00            | 155.00              | 2631.00          | 0.00            | 110.00         | 2786.00            | 155.00              | 2631.00          | 0.00        |
|        |            |                         | SOYBEAN    | JS-335   | 264.00                | 6156.00         | 1369.00            | 4787.00             | 3139.00          | 0.00            | 0.00           | 0.00               | 0.00                | 0.00             | 0.00            | 264.00         | 6156.00            | 1369.00             | 4787.00          | 3139.00     |
|        |            | <b>NIZAMABAD TOTAL</b>  |            |          | <b>550.00</b>         | <b>12932.50</b> | <b>2535.00</b>     | <b>10397.00</b>     | <b>134.00</b>    | <b>3136.00</b>  | <b>155.00</b>  | <b>2981.00</b>     | <b>0.00</b>         | <b>684.00</b>    | <b>16068.50</b> | <b>2690.00</b> | <b>13378.00</b>    | <b>3788.00</b>      |                  |             |
| 3      | WARANGAL   | WARANGAL                | GROUNDNUT  | K-6      | 0.00                  | 0.00            | 0.00               | 0.00                | 50.00            | 1250.00         | 80.00          | 1170.00            | 0.00                | 50.00            | 1250.00         | 80.00          | 1170.00            | 0.00                |                  |             |
|        |            |                         | GREENGRAM  | MGG-295  | 0.00                  | 0.00            | 0.00               | 0.00                | 2.00             | 50.00           | 0.00           | 50.00              | 0.00                | 50.00            | 0.00            | 2.00           | 50.00              | 0.00                | 50.00            | 0.00        |
|        |            |                         | BLACKGRAM  | LBG-752  | 0.00                  | 0.00            | 0.00               | 0.00                | 3.00             | 75.00           | 0.00           | 75.00              | 0.00                | 75.00            | 0.00            | 3.00           | 75.00              | 0.00                | 75.00            | 0.00        |
|        |            |                         | BLACKGRAM  | PU-31    | 0.00                  | 0.00            | 0.00               | 0.00                | 1.00             | 25.00           | 0.00           | 25.00              | 0.00                | 25.00            | 0.00            | 1.00           | 25.00              | 0.00                | 25.00            | 0.00        |
|        |            |                         | GROUNDNUT  | K-6      | 0.00                  | 0.00            | 0.00               | 0.00                | 9.00             | 205.00          | 0.00           | 205.00             | 0.00                | 205.00           | 0.00            | 9.00           | 205.00             | 0.00                | 205.00           | 0.00        |
|        |            |                         |            |          | <b>WARANGAL TOTAL</b> |                 |                    | <b>0.00</b>         | <b>0.00</b>      | <b>0.00</b>     | <b>65.00</b>   | <b>1605.00</b>     | <b>80.00</b>        | <b>1525.00</b>   | <b>0.00</b>     | <b>65.00</b>   | <b>1605.00</b>     | <b>80.00</b>        | <b>1525.00</b>   | <b>0.00</b> |
| 4      | KARIMNAGAR | KARIMNAGAR              | PADDY      | MTU-1010 | 0.00                  | 0.00            | 0.00               | 0.00                | 20.00            | 500.00          | 0.00           | 500.00             | 0.00                | 20.00            | 500.00          | 0.00           | 500.00             | 0.00                |                  |             |
|        |            | <b>KARIMNAGAR TOTAL</b> |            |          | <b>0.00</b>           | <b>0.00</b>     | <b>0.00</b>        | <b>0.00</b>         | <b>20.00</b>     | <b>500.00</b>   | <b>0.00</b>    | <b>500.00</b>      | <b>0.00</b>         | <b>20.00</b>     | <b>500.00</b>   | <b>0.00</b>    | <b>500.00</b>      | <b>0.00</b>         |                  |             |
| 5      | GADWAL     | MAHABOONAGAR            | GROUNDNUT  | K-6      | 0.00                  | 0.00            | 0.00               | 0.00                | 235.00           | 5875.00         | 0.00           | 5875.00            | 5196.10             | 235.00           | 5875.00         | 0.00           | 5875.00            | 5196.10             |                  |             |
|        |            | <b>GADWAL TOTAL</b>     |            |          | <b>0.00</b>           | <b>0.00</b>     | <b>0.00</b>        | <b>0.00</b>         | <b>235.00</b>    | <b>5875.00</b>  | <b>0.00</b>    | <b>5875.00</b>     | <b>5196.10</b>      | <b>235.00</b>    | <b>5875.00</b>  | <b>0.00</b>    | <b>5875.00</b>     | <b>5196.10</b>      |                  |             |
|        |            | <b>GRAND TOTAL</b>      |            |          | <b>550.00</b>         | <b>12932.50</b> | <b>2535.00</b>     | <b>10397.00</b>     | <b>642.00</b>    | <b>14548.00</b> | <b>3172.00</b> | <b>11376.00</b>    | <b>5196.10</b>      | <b>1192.00</b>   | <b>27480.50</b> | <b>5707.00</b> | <b>21773.00</b>    | <b>8984.10</b>      |                  |             |

**ANNEXURE - XVII**

**STATEMENT SHOWING THE COMPANY / SEED CLASS-WISE AREAS REGISTERED, AREA CERTIFIED AND QUANTITY OF SEED CERTIFIED DURING THE YEAR 2014-15 (TSSCA)**

Contd.....

(Area in ha. & Qty. in Qlts.)

| Sl. No. | NAME OF THE COMPANY | FOUNDATION |            |                    | CERTIFIED  |            |                    | TOTAL      |            |                    |
|---------|---------------------|------------|------------|--------------------|------------|------------|--------------------|------------|------------|--------------------|
|         |                     | AREA REGD. | AREA CERT. | QUANTITY CERTIFIED | AREA REGD. | AREA CERT. | QUANTITY CERTIFIED | AREA REGD. | AREA CERT. | QUANTITY CERTIFIED |
| 1       | NSC Ltd.            | 368.60     | 359.00     | 1053.96            | 1938.00    | 1849.20    | 37597.71           | 2306.60    | 2208.20    | 38651.67           |
| 2       | TSSDC Ltd.          | 86.80      | 86.80      | 1245.54            | 468.00     | 414.00     | 10471.70           | 554.80     | 500.80     | 11717.24           |
| 3       | SVP                 | 0.00       | 0.00       | 0.00               | 10992.20   | 8709.40    | 8983.60            | 10992.20   | 8709.40    | 8983.60            |
| 4       | AGRIL.DEPT          | 174.40     | 170.40     | 2698.40            | 0.00       | 0.00       | 0.00               | 174.40     | 170.40     | 2698.40            |
| 5       | P&D FARM            | 20.00      | 20.00      | 0.00               | 0.00       | 0.00       | 0.00               | 20.00      | 20.00      | 0.00               |
| 6       | PJTSAU              | 106.00     | 105.60     | 3283.80            | 1.20       | 1.20       | 0.00               | 107.20     | 106.80     | 3283.80            |
| 7       | AP OILFED Ltd.      | 40.80      | 40.80      | 179.10             | 8138.80    | 7724.40    | 87030.30           | 8179.60    | 7765.20    | 87209.40           |
| 8       | HACA Ltd.           | 173.60     | 172.80     | 513.80             | 2034.80    | 1889.20    | 27500.70           | 2208.40    | 2062.00    | 28014.50           |
| 9       | APSSDC Ltd.         | 745.60     | 742.80     | 14742.28           | 9665.60    | 9506.20    | 272776.56          | 10411.20   | 10249.00   | 287518.84          |
| 10      | AP MARKNET          | 4.40       | 4.40       | 83.00              | 80.00      | 78.80      | 1157.70            | 84.40      | 83.20      | 1240.70            |
| 11      | NAFED               | 0.00       | 0.00       | 0.00               | 280.00     | 280.00     | 6099.00            | 280.00     | 280.00     | 6099.00            |
| 12      | MSSC Ltd.           | 81.20      | 81.20      | 1310.20            | 746.40     | 744.80     | 31455.95           | 827.60     | 826.00     | 32766.15           |
| 13      | RSSC Ltd.           | 0.80       | 0.80       | 0.00               | 226.80     | 225.60     | 0.00               | 227.60     | 226.40     | 0.00               |
| 14      | US & TDC            | 0.00       | 0.00       | 0.00               | 8.00       | 8.00       | 0.00               | 8.00       | 8.00       | 0.00               |
| 15      | NHRDF               | 2.00       | 2.00       | 0.00               | 40.00      | 40.00      | 0.00               | 42.00      | 42.00      | 0.00               |
| 16      | NACAF               | 0.00       | 0.00       | 0.00               | 0.00       | 0.00       | 9144.00            | 0.00       | 0.00       | 9144.00            |

**ANNEXURE - XVII**

**STATEMENT SHOWING THE COMPANY / SEED CLASS-WISE AREAS REGISTERED, AREA CERTIFIED AND QUANTITY OF SEED CERTIFIED DURING THE YEAR 2014-15 (TSSCA)**

Contd.....

(Area in ha. & Qty. in Qtls.)

| Sl. No. | NAME OF THE COMPANY              | FOUNDATION |            |                    | CERTIFIED  |            |                    | TOTAL      |            |                    |
|---------|----------------------------------|------------|------------|--------------------|------------|------------|--------------------|------------|------------|--------------------|
|         |                                  | AREA REGD. | AREA CERT. | QUANTITY CERTIFIED | AREA REGD. | AREA CERT. | QUANTITY CERTIFIED | AREA REGD. | AREA CERT. | QUANTITY CERTIFIED |
| 17      | KVK                              | 32.40      | 32.40      | 860.40             | 0.00       | 0.00       | 0.00               | 32.40      | 32.40      | 860.40             |
| 18      | REGIONAL FORAGE STATION          | 0.80       | 0.80       | 4.80               | 3.20       | 46.80      | 4.00               | 4.00       | 4.00       | 51.60              |
| 19      | DCMS Ltd.                        | 4.00       | 4.00       | 0.00               | 23.20      | 0.00       | 27.20              | 27.20      | 27.20      | 0.00               |
| 20      | DIRECTORATE OF SORGHUM RESEARCH  | 0.00       | 0.00       | 0.00               | 4.80       | 0.00       | 4.80               | 4.80       | 4.80       | 0.00               |
| 20      | HINDUSTAN INSECTICIDES Ltd.      | 1.20       | 1.20       | 0.00               | 29.20      | 0.00       | 30.40              | 30.40      | 30.40      | 0.00               |
| 21      | MAIZE RESEARCH CENTRE            | 0.00       | 0.00       | 0.00               | 2.00       | 482.00     | 2.00               | 2.00       | 2.00       | 482.00             |
| 22      | KARNATAKA OIL FED.               | 44.00      | 44.00      | 0.00               | 852.80     | 788.80     | 0.00               | 896.80     | 832.80     | 0.00               |
| 23      | RSFPD                            | 5.60       | 5.60       | 35.00              | 0.00       | 0.00       | 0.00               | 5.60       | 5.60       | 35.00              |
| 24      | ABHINANDAN SEEDS (P) Ltd.        | 0.00       | 0.00       | 0.00               | 348.00     | 19733.20   | 348.00             | 348.00     | 343.60     | 19733.20           |
| 25      | ADARSHA RYTHU CLUB               | 0.00       | 0.00       | 0.00               | 3.20       | 0.00       | 3.20               | 3.20       | 3.20       | 0.00               |
| 26      | AGRINOVA SEEDS                   | 0.00       | 0.00       | 0.00               | 192.60     | 188.60     | 3867.70            | 192.60     | 188.60     | 3867.70            |
| 27      | AGRO BHARATH                     | 0.00       | 0.00       | 0.00               | 6.40       | 301.50     | 6.40               | 6.40       | 6.40       | 301.50             |
| 28      | AKASH AGRI TECH                  | 0.00       | 0.00       | 0.00               | 508.00     | 11920.80   | 508.00             | 508.00     | 484.80     | 11920.80           |
| 29      | AKSHAY AGRI TECH                 | 143.20     | 143.20     | 1644.00            | 0.00       | 0.00       | 143.20             | 143.20     | 143.20     | 1644.00            |
| 30      | ANKUR SEEDS                      | 20.00      | 20.00      | 0.00               | 34.40      | 0.00       | 54.40              | 54.40      | 54.40      | 0.00               |
| 31      | ANNADATHA SEEDS PROCESSING PLANT | 220.00     | 216.40     | 13092.10           | 613.20     | 607.60     | 32665.62           | 833.20     | 824.00     | 45757.72           |
| 32      | ANNAPURNA SEEDS                  | 30.80      | 30.80      | 519.75             | 0.00       | 0.00       | 30.80              | 30.80      | 30.80      | 519.75             |
| 33      | ANNAPURNA SEEDS & FARMS          | 127.20     | 125.60     | 7500.00            | 307.20     | 305.60     | 18485.40           | 434.40     | 431.20     | 25985.40           |
| 34      | ANNAPURNA SEEDS CORPORATION      | 8.80       | 8.80       | 1824.15            | 27.60      | 27.60      | 1350.80            | 36.40      | 36.40      | 3174.95            |
| 35      | ARMOOR HY. SEEDS                 | 0.00       | 0.00       | 0.00               | 55.60      | 54.40      | 843.30             | 55.60      | 54.40      | 843.30             |
| 36      | B.N. SEEDS                       | 155.60     | 155.60     | 7421.40            | 0.00       | 0.00       | 155.60             | 155.60     | 155.60     | 7421.40            |

**ANNEXURE - XVII**

**STATEMENT SHOWING THE COMPANY / SEED CLASS-WISE AREAS REGISTERED, AREA CERTIFIED AND QUANTITY OF SEED CERTIFIED DURING THE YEAR 2014-15 (TSSCA)**

Contd.....

(Area in ha. & Qty. in Qtls.)

| Sl. No. | NAME OF THE COMPANY       | FOUNDATION |            |                    | CERTIFIED  |            |                    | TOTAL      |            |                    |
|---------|---------------------------|------------|------------|--------------------|------------|------------|--------------------|------------|------------|--------------------|
|         |                           | AREA REGD. | AREA CERT. | QUANTITY CERTIFIED | AREA REGD. | AREA CERT. | QUANTITY CERTIFIED | AREA REGD. | AREA CERT. | QUANTITY CERTIFIED |
| 37      | BALAJI HY SEEDS           | 6.40       | 6.40       | 0.00               | 0.00       | 0.00       | 6.40               | 6.40       | 0.00       |                    |
| 38      | BALAJI SEEDS              | 1.60       | 1.60       | 0.00               | 92.80      | 0.00       | 94.40              | 94.40      | 0.00       |                    |
| 39      | BHAGYALAXMI SEEDS         | 0.00       | 0.00       | 0.00               | 16.00      | 0.00       | 16.00              | 16.00      | 0.00       |                    |
| 40      | BHARATH HY SEEDS          | 120.80     | 120.80     | 7362.60            | 119.20     | 118.80     | 7032.60            | 240.00     | 239.60     | 14395.20           |
| 41      | BHARATIYA TRADING COMPANY | 0.00       | 0.00       | 0.00               | 120.00     | 114.00     | 0.00               | 120.00     | 114.00     | 0.00               |
| 42      | BILLESWARAIAH SEEDS       | 0.00       | 0.00       | 0.00               | 8.80       | 8.80       | 0.00               | 8.80       | 8.80       | 0.00               |
| 43      | CHAITANYA SEEDS           | 303.60     | 303.20     | 16685.10           | 1796.40    | 1759.20    | 100722.90          | 2100.00    | 2062.40    | 117408.00          |
| 44      | CHANDULAL J.PARIKH        | 0.00       | 0.00       | 0.00               | 40.40      | 39.60      | 751.11             | 40.40      | 39.60      | 751.11             |
| 45      | DHANALAXMI SEEDS          | 30.00      | 29.20      | 1525.50            | 0.00       | 0.00       | 0.00               | 30.00      | 29.20      | 1525.50            |
| 46      | DIVYA SEEDS & PROCESSORS  | 2.40       | 2.40       | 0.00               | 0.00       | 0.00       | 0.00               | 2.40       | 2.40       | 0.00               |
| 47      | EVEREST SEEDS             | 0.00       | 0.00       | 0.00               | 78.40      | 78.00      | 4542.30            | 78.40      | 78.00      | 4542.30            |
| 48      | GANAPATHI SEEDS           | 80.80      | 80.00      | 4821.70            | 282.80     | 277.60     | 19556.00           | 363.60     | 357.60     | 24377.70           |
| 49      | GANGA KAVERI SEED Pvt Ltd | 128.00     | 128.00     | 6888.36            | 3818.00    | 3790.80    | 144543.62          | 3946.00    | 3918.80    | 151431.98          |
| 50      | GANGOTHRI SEEDS           | 20.00      | 20.00      | 1219.80            | 117.20     | 116.40     | 5809.20            | 137.20     | 136.40     | 7029.00            |
| 51      | GAYATHRI SEEDS            | 2.40       | 2.40       | 0.00               | 0.00       | 0.00       | 0.00               | 2.40       | 2.40       | 0.00               |
| 52      | GODAVARI GANGA SEEDS      | 1.00       | 1.00       | 14.40              | 68.40      | 67.60      | 988.44             | 69.40      | 68.60      | 1002.84            |
| 53      | GODAVARI HY SEEDS         | 2.00       | 2.00       | 125.15             | 0.00       | 0.00       | 0.00               | 2.00       | 2.00       | 125.15             |
| 54      | GREEN AGRO SEEDS          | 71.20      | 71.20      | 4162.00            | 46.00      | 46.00      | 2430.00            | 117.20     | 117.20     | 6592.00            |
| 55      | GUJARATH HY SEEDS         | 0.00       | 0.00       | 0.00               | 68.40      | 66.80      | 1022.28            | 68.40      | 66.80      | 1022.28            |
| 56      | HARA TECH SEEDS           | 1.60       | 1.60       | 25.27              | 0.00       | 0.00       | 0.00               | 1.60       | 1.60       | 25.27              |
| 57      | HARIKA AGRITECH           | 37.20      | 37.20      | 2100.90            | 120.00     | 120.00     | 7076.65            | 157.20     | 157.20     | 9177.55            |

**ANNEXURE - XVII**

**STATEMENT SHOWING THE COMPANY / SEED CLASS-WISE AREAS REGISTERED, AREA CERTIFIED AND QUANTITY OF SEED CERTIFIED DURING THE YEAR 2014-15 (TSSCA)**

Contd.....

(Area in ha. & Qty. in Qtls.)

| Sl. No. | NAME OF THE COMPANY             | FOUNDATION |            |                    | CERTIFIED  |            |                    | TOTAL      |            |                    |
|---------|---------------------------------|------------|------------|--------------------|------------|------------|--------------------|------------|------------|--------------------|
|         |                                 | AREA REGD. | AREA CERT. | QUANTITY CERTIFIED | AREA REGD. | AREA CERT. | QUANTITY CERTIFIED | AREA REGD. | AREA CERT. | QUANTITY CERTIFIED |
| 58      | HIMALAYA SEEDS                  | 33.20      | 33.20      | 1883.40            | 836.80     | 830.40     | 44520.80           | 870.00     | 863.60     | 46404.20           |
| 59      | HINDUSTAN SEEDS                 | 48.00      | 48.00      | 2800.50            | 560.00     | 552.40     | 33880.95           | 608.00     | 600.40     | 36681.45           |
| 60      | INDRANI HY SEEDS                | 111.60     | 111.60     | 6162.40            | 37.60      | 37.60      | 2141.70            | 149.20     | 149.20     | 8304.10            |
| 61      | JALA AGRI SEEDS                 | 0.80       | 0.80       | 0.00               | 0.00       | 0.00       | 0.00               | 0.80       | 0.80       | 0.00               |
| 62      | JANANI SEEDS                    | 26.40      | 23.20      | 107.40             | 11.60      | 10.40      | 0.00               | 38.00      | 33.60      | 107.40             |
| 63      | JASWANTH SEEDS                  | 0.00       | 0.00       | 0.00               | 40.00      | 40.00      | 0.00               | 40.00      | 40.00      | 0.00               |
| 64      | JEEVAN JYOTHI RYTHU PRODUCTS &  | 0.00       | 0.00       | 0.00               | 12.00      | 11.20      | 84.60              | 12.00      | 11.20      | 84.60              |
| 65      | JEEVAN JYOTHI SEEDS             | 1.20       | 1.20       | 30.60              | 4.40       | 4.40       | 0.00               | 5.60       | 5.60       | 30.60              |
| 66      | JK AGRI GENETICS Ltd.           | 0.00       | 0.00       | 0.00               | 26.40      | 26.40      | 448.50             | 26.40      | 26.40      | 448.50             |
| 67      | KANAKA DURGA SEEDS              | 63.60      | 63.60      | 6052.50            | 9.60       | 9.60       | 5224.50            | 73.20      | 73.20      | 11277.00           |
| 68      | KANAKA DURGA SEEDS & PROCESSORS | 56.80      | 56.00      | 850.50             | 139.20     | 138.40     | 4870.80            | 196.00     | 194.40     | 5721.30            |
| 69      | KARSHAK SEEDS                   | 0.00       | 0.00       | 0.00               | 10.00      | 10.00      | 280.25             | 10.00      | 10.00      | 280.25             |
| 70      | KARSHAK SEEDS & SEED PROCESSOR  | 50.40      | 50.40      | 2932.60            | 62.00      | 62.00      | 2838.00            | 112.40     | 112.40     | 5770.60            |
| 71      | KGLN HYBRID SEEDS               | 3.20       | 3.20       | 188.00             | 0.00       | 0.00       | 0.00               | 3.20       | 3.20       | 188.00             |
| 72      | KINNERA SEEDS                   | 22.00      | 22.00      | 1065.60            | 424.00     | 421.20     | 15821.10           | 446.00     | 443.20     | 16886.70           |
| 73      | KISAN HYBRID SEEDS              | 12.80      | 12.80      | 713.10             | 106.40     | 106.00     | 5007.03            | 119.20     | 118.80     | 5720.13            |
| 74      | KPR FERTILIZERS Ltd.            | 8.80       | 8.80       | 366.25             | 0.00       | 0.00       | 0.00               | 8.80       | 8.80       | 366.25             |
| 75      | KRISHIDHAN SEEDS (P) Ltd.       | 0.00       | 0.00       | 0.00               | 120.00     | 118.80     | 0.00               | 120.00     | 118.80     | 0.00               |
| 76      | LALITHA SEEDS                   | 0.00       | 0.00       | 0.00               | 180.40     | 180.40     | 10951.80           | 180.40     | 180.40     | 10951.80           |
| 77      | LAXMI NARASIMHA SEEDS           | 3.60       | 3.60       | 200.70             | 57.20      | 56.00      | 1561.50            | 60.80      | 59.60      | 1762.20            |
| 78      | LAXMI SEEDS & FERTILIZERS       | 88.00      | 88.00      | 5305.00            | 264.00     | 262.40     | 11337.00           | 352.00     | 350.40     | 16642.00           |



**ANNEXURE - XVII**

**STATEMENT SHOWING THE COMPANY / SEED CLASS-WISE AREAS REGISTERED, AREA CERTIFIED AND QUANTITY OF SEED CERTIFIED DURING THE YEAR 2014-15 (TSSCA)**

(Area in ha. & Qty. in Qtls.)

| Sl. No. | NAME OF THE COMPANY             | FOUNDATION |            |                    | CERTIFIED  |            |                    | TOTAL      |            |                    |
|---------|---------------------------------|------------|------------|--------------------|------------|------------|--------------------|------------|------------|--------------------|
|         |                                 | AREA REGD. | AREA CERT. | QUANTITY CERTIFIED | AREA REGD. | AREA CERT. | QUANTITY CERTIFIED | AREA REGD. | AREA CERT. | QUANTITY CERTIFIED |
| 79      | MAA AGRI BIO-TECH               | 4.40       | 4.40       | 97.50              | 8.40       | 8.40       | 150.00             | 12.80      | 12.80      | 247.50             |
| 80      | MADHAVI SEEDS                   | 51.20      | 51.20      | 2893.50            | 69.20      | 69.20      | 3931.40            | 120.40     | 120.40     | 6824.90            |
| 81      | MAHDHAN AGRO INDUSTRIES         | 4.00       | 4.00       | 172.25             | 119.20     | 117.60     | 3083.70            | 123.20     | 121.60     | 3255.95            |
| 82      | MAHALAXMI SEEDS                 | 79.20      | 79.20      | 4492.50            | 330.40     | 329.60     | 17019.00           | 409.60     | 408.80     | 21511.50           |
| 83      | MANDALA RAITHULA MUTUJALLY AIDE | 0.00       | 0.00       | 0.00               | 4.00       | 4.00       | 60.00              | 4.00       | 4.00       | 60.00              |
| 84      | MANGALA GOWRI SEEDS             | 203.20     | 197.20     | 0.00               | 118.00     | 110.40     | 0.00               | 321.20     | 307.60     | 0.00               |
| 85      | MANGALA SEEDS                   | 537.60     | 532.80     | 30620.85           | 730.80     | 721.60     | 42149.15           | 1268.40    | 1254.40    | 72770.00           |
| 86      | MANJIRA SEEDS                   | 0.00       | 0.00       | 0.00               | 0.00       | 0.00       | 243.40             | 0.00       | 0.00       | 243.40             |
| 87      | MARUTHI SEEDS                   | 21.60      | 21.60      | 753.85             | 219.60     | 216.40     | 7932.06            | 241.20     | 238.00     | 8685.91            |
| 88      | MASTANVALI TRADING COMPANY      | 0.00       | 0.00       | 0.00               | 88.00      | 76.00      | 0.00               | 88.00      | 76.00      | 0.00               |
| 89      | MAYURI SEEDS PROCESSING PLANT   | 112.00     | 112.00     | 6607.30            | 16.00      | 16.00      | 3780.00            | 128.00     | 128.00     | 10387.30           |
| 90      | MURALIDHAR SEEDS CORPORATION    | 1.60       | 1.60       | 0.00               | 20.00      | 20.00      | 0.00               | 21.60      | 21.60      | 0.00               |
| 91      | MY AGRO TECH                    | 0.00       | 0.00       | 0.00               | 16.00      | 16.00      | 0.00               | 16.00      | 16.00      | 0.00               |
| 92      | MYTHRI SEEDS                    | 0.00       | 0.00       | 0.00               | 40.00      | 38.40      | 747.00             | 40.00      | 38.40      | 747.00             |
| 93      | NAGARJUNA SEEDS                 | 380.80     | 379.20     | 21829.50           | 694.00     | 680.80     | 33292.50           | 1074.80    | 1060.00    | 55122.00           |
| 94      | NANDEESHWARA SEEDS              | 55.60      | 54.40      | 3262.90            | 433.20     | 429.20     | 23965.25           | 488.80     | 483.60     | 27228.15           |
| 95      | NANDI SEEDS (P) Ltd             | 2.00       | 2.00       | 15.78              | 188.00     | 185.60     | 3114.30            | 190.00     | 187.60     | 3130.08            |
| 96      | NANDINI HYBRID SEEDS            | 0.00       | 0.00       | 0.00               | 222.40     | 222.40     | 11467.80           | 222.40     | 222.40     | 11467.80           |
| 97      | NARLAPUR ADARSHA RYTHU CLUB     | 2.00       | 2.00       | 117.00             | 0.00       | 0.00       | 0.00               | 2.00       | 2.00       | 117.00             |
| 98      | NARSIMHA AGRIC TECH             | 2.00       | 2.00       | 110.00             | 304.00     | 298.40     | 11967.50           | 306.00     | 300.40     | 12077.50           |
| 99      | NAVA JEEVAN SENDRIYA RPSSSL     | 0.00       | 0.00       | 0.00               | 6.00       | 6.00       | 0.00               | 6.00       | 6.00       | 0.00               |

Contd.....

**ANNEXURE - XVII**

**STATEMENT SHOWING THE COMPANY / SEED CLASS-WISE AREAS REGISTERED, AREA CERTIFIED AND QUANTITY OF SEED CERTIFIED DURING THE YEAR 2014-15 (TSSCA)**

Contd.....

(Area in ha. & Qty. in Qtls.)

| Sl. No. | NAME OF THE COMPANY        | FOUNDATION |            |                    | CERTIFIED  |            |                    | TOTAL      |            |                    |
|---------|----------------------------|------------|------------|--------------------|------------|------------|--------------------|------------|------------|--------------------|
|         |                            | AREA REGD. | AREA CERT. | QUANTITY CERTIFIED | AREA REGD. | AREA CERT. | QUANTITY CERTIFIED | AREA REGD. | AREA CERT. | QUANTITY CERTIFIED |
| 100     | NAVATHA SEEDS & FARMS      | 74.80      | 74.80      | 3959.40            | 32.00      | 31.20      | 1648.20            | 106.80     | 106.00     | 5607.60            |
| 101     | NEW PALADUGU SEEDS         | 126.40     | 126.00     | 7320.60            | 323.20     | 321.60     | 19461.60           | 449.60     | 447.60     | 26782.20           |
| 102     | OM SEEDS CORP.             | 9.20       | 9.20       | 463.50             | 56.80      | 55.60      | 3449.50            | 66.00      | 64.80      | 3913.00            |
| 103     | PACS-JAMMIKUNTA            | 3.20       | 3.20       | 202.85             | 0.00       | 0.00       | 0.00               | 3.20       | 3.20       | 202.85             |
| 104     | PADIRA SEEDS & PROCESORS   | 0.00       | 0.00       | 0.00               | 30.00      | 30.00      | 1037.10            | 30.00      | 30.00      | 1037.10            |
| 105     | PADMAVATHI AGRO PRODUCTS   | 4.80       | 4.80       | 0.00               | 0.00       | 0.00       | 0.00               | 4.80       | 4.80       | 0.00               |
| 106     | PAN SEEDS P Ltd            | 0.00       | 0.00       | 0.00               | 177.60     | 172.40     | 1643.30            | 177.60     | 172.40     | 1643.30            |
| 107     | PARAMESHWARA SEEDS         | 0.00       | 0.00       | 0.00               | 100.00     | 100.00     | 0.00               | 100.00     | 100.00     | 0.00               |
| 108     | PREETHI HY. SEEDS          | 240.80     | 239.20     | 14168.15           | 979.20     | 965.60     | 46108.25           | 1220.00    | 1204.80    | 60276.40           |
| 109     | RAGHAVENDRA AGRO AGENCY    | 1.20       | 1.20       | 0.00               | 0.00       | 0.00       | 0.00               | 1.20       | 1.20       | 0.00               |
| 110     | RAHAMANIYA TRADING COMPANY | 0.00       | 0.00       | 0.00               | 120.00     | 114.00     | 0.00               | 120.00     | 114.00     | 0.00               |
| 111     | RAJESH CORPORATION         | 4.80       | 4.80       | 82.00              | 0.00       | 0.00       | 0.00               | 4.80       | 4.80       | 82.00              |
| 112     | RAMA TREDERS               | 0.00       | 0.00       | 0.00               | 87.20      | 86.40      | 454.75             | 87.20      | 86.40      | 454.75             |
| 113     | RAMANA AGRI PRODUCTS       | 62.40      | 62.40      | 3443.25            | 182.00     | 182.00     | 9451.50            | 244.40     | 244.40     | 12894.75           |
| 114     | RAMYA SRI SEEDS            | 42.80      | 42.80      | 2494.50            | 212.40     | 211.20     | 9063.60            | 255.20     | 254.00     | 11558.10           |
| 115     | RASI SEEDS                 | 0.00       | 0.00       | 0.00               | 152.00     | 149.20     | 6738.60            | 152.00     | 149.20     | 6738.60            |
| 116     | S.VEERA REDDY SEEDS        | 8.00       | 8.00       | 0.00               | 0.00       | 0.00       | 0.00               | 8.00       | 8.00       | 0.00               |
| 117     | SAI HARSHA SEEDS           | 60.00      | 59.20      | 3594.30            | 80.00      | 80.00      | 1281.00            | 140.00     | 139.20     | 4875.30            |
| 118     | SAI SEEDS                  | 5.20       | 5.20       | 165.25             | 0.00       | 0.00       | 0.00               | 5.20       | 5.20       | 165.25             |
| 119     | SAI TEJA SEEDS             | 4.80       | 4.80       | 285.55             | 300.40     | 298.80     | 11976.50           | 305.20     | 303.60     | 12262.05           |
| 120     | SAMPOORNA SEEDS            | 7.20       | 7.20       | 0.00               | 115.20     | 115.20     | 0.00               | 122.40     | 122.40     | 0.00               |

**ANNEXURE - XVII**

**STATEMENT SHOWING THE COMPANY / SEED CLASS-WISE AREAS REGISTERED, AREA CERTIFIED AND QUANTITY OF SEED CERTIFIED DURING THE YEAR 2014-15 (TSSCA)**

Contd.....

(Area in ha. & Qty. in Qtls.)

| Sl. No. | NAME OF THE COMPANY              | FOUNDATION |            |                    | CERTIFIED  |            |                    | TOTAL      |            |                    |
|---------|----------------------------------|------------|------------|--------------------|------------|------------|--------------------|------------|------------|--------------------|
|         |                                  | AREA REGD. | AREA CERT. | QUANTITY CERTIFIED | AREA REGD. | AREA CERT. | QUANTITY CERTIFIED | AREA REGD. | AREA CERT. | QUANTITY CERTIFIED |
| 121     | SANJEEVANI HY SEEDS              | 6.40       | 6.40       | 235.65             | 0.00       | 0.00       | 0.00               | 6.40       | 6.40       | 235.65             |
| 122     | SAPTHAGIRI SEEDS                 | 11.60      | 11.60      | 112.80             | 62.80      | 62.80      | 1114.80            | 74.40      | 74.40      | 1227.60            |
| 123     | SARDAR GROW SEEDS                | 1.20       | 1.20       | 2.25               | 0.00       | 0.00       | 0.00               | 1.20       | 1.20       | 2.25               |
| 124     | SATYAM SEEDS                     | 0.00       | 0.00       | 0.00               | 42.40      | 42.40      | 0.00               | 42.40      | 42.40      | 0.00               |
| 125     | SETHI SEEDS (P) Ltd. VISHISTA    | 0.00       | 0.00       | 0.00               | 87.20      | 83.20      | 1068.00            | 87.20      | 83.20      | 1068.00            |
| 126     | SHANMIKHA AGROTECH               | 0.00       | 0.00       | 0.00               | 34.80      | 34.80      | 495.60             | 34.80      | 34.80      | 495.60             |
| 127     | SINDUR SEEDS                     | 138.40     | 138.40     | 7954.10            | 58.40      | 58.40      | 1464.60            | 196.80     | 196.80     | 9418.70            |
| 128     | SHIVASHANKARI SEEDS              | 0.00       | 0.00       | 0.00               | 40.00      | 40.00      | 0.00               | 40.00      | 40.00      | 0.00               |
| 129     | SKP SEEDS                        | 0.00       | 0.00       | 2287.00            | 414.00     | 406.00     | 647.60             | 414.00     | 406.00     | 2934.60            |
| 130     | SLV SEEDS                        | 2.80       | 2.80       | 0.00               | 53.20      | 53.20      | 0.00               | 56.00      | 56.00      | 0.00               |
| 131     | SOME PRAGATI SEEDS CO P Ltd.     | 0.00       | 0.00       | 0.00               | 40.00      | 40.00      | 2316.50            | 40.00      | 40.00      | 2316.50            |
| 132     | SONA BIO-SCIENCE                 | 0.00       | 0.00       | 0.00               | 20.00      | 19.60      | 396.15             | 20.00      | 19.60      | 396.15             |
| 133     | SONAM SEED TECHNOLOGIES P Ltd.   | 14.40      | 14.40      | 849.90             | 100.00     | 100.00     | 6038.50            | 114.40     | 114.40     | 6888.40            |
| 134     | SOWJANYA AGRO TECH               | 0.00       | 0.00       | 0.00               | 40.00      | 40.00      | 2412.00            | 40.00      | 40.00      | 2412.00            |
| 135     | SREE AYYAPPA RYTHU SEEDS SOCIETY | 13.20      | 13.20      | 422.70             | 0.00       | 0.00       | 0.00               | 13.20      | 13.20      | 422.70             |
| 136     | SREE VENKATESHWARA TRADERS       | 0.00       | 0.00       | 0.00               | 52.80      | 52.80      | 0.00               | 52.80      | 52.80      | 0.00               |
| 137     | SRI ANNAPURNA SEEDS              | 0.00       | 0.00       | 0.00               | 44.00      | 43.20      | 2512.30            | 44.00      | 43.20      | 2512.30            |
| 138     | SRI AUROBINDO SEEDS              | 9.60       | 9.60       | 0.00               | 0.00       | 0.00       | 0.00               | 9.60       | 9.60       | 0.00               |
| 139     | SRI BALAJI SEEDS                 | 99.20      | 99.20      | 4813.40            | 232.00     | 232.00     | 7393.20            | 331.20     | 331.20     | 12206.60           |
| 140     | SRI GANGADHARA AGRIC TECH        | 0.00       | 0.00       | 0.00               | 200.00     | 166.40     | 0.00               | 200.00     | 166.40     | 0.00               |
| 141     | SRI HARI HARA SEED CORPORATION   | 4.40       | 4.40       | 253.70             | 100.00     | 100.00     | 3342.60            | 104.40     | 104.40     | 3596.30            |

**ANNEXURE - XVII**

**STATEMENT SHOWING THE COMPANY / SEED CLASS-WISE AREAS REGISTERED, AREA CERTIFIED AND QUANTITY OF SEED CERTIFIED DURING THE YEAR 2014-15 (TSSCA)**

Contd.....

(Area in ha. & Qty. in Qkts.)

| Sl. No. | NAME OF THE COMPANY            | FOUNDATION |            |                    | CERTIFIED  |            |                    | TOTAL      |            |                    |
|---------|--------------------------------|------------|------------|--------------------|------------|------------|--------------------|------------|------------|--------------------|
|         |                                | AREA REGD. | AREA CERT. | QUANTITY CERTIFIED | AREA REGD. | AREA CERT. | QUANTITY CERTIFIED | AREA REGD. | AREA CERT. | QUANTITY CERTIFIED |
| 142     | SRI HARI HY SEEDS              | 6.00       | 6.00       | 291.00             | 0.00       | 0.00       | 0.00               | 6.00       | 6.00       | 291.00             |
| 143     | SRI LAXMI GANAPATHI SEEDS      | 0.00       | 0.00       | 0.00               | 40.40      | 40.40      | 2416.20            | 40.40      | 40.40      | 2416.20            |
| 144     | SRI LAXMI SEEDS                | 41.20      | 41.20      | 2259.45            | 426.00     | 423.20     | 23085.80           | 467.20     | 464.40     | 25345.25           |
| 145     | SRI LAXMI VENKATESHWARA SEEDS  | 1.20       | 1.20       | 0.00               | 52.00      | 51.20      | 0.00               | 53.20      | 52.40      | 0.00               |
| 146     | SRI MAMATHA AGRI TECH          | 0.00       | 0.00       | 0.00               | 18.00      | 18.00      | 0.00               | 18.00      | 18.00      | 0.00               |
| 147     | SRI MATHA AGRI TECH            | 0.00       | 0.00       | 0.00               | 166.00     | 163.60     | 10188.90           | 166.00     | 163.60     | 10188.90           |
| 148     | SRI MIRA BEEJ                  | 2.00       | 2.00       | 51.84              | 52.40      | 51.60      | 1639.25            | 54.40      | 53.60      | 1691.09            |
| 149     | SRI RAGHAVENDRA SEEDS          | 4.00       | 4.00       | 99.00              | 0.00       | 0.00       | 0.00               | 4.00       | 4.00       | 99.00              |
| 150     | SRI RAMA DVRPSSP SANGAM        | 5.20       | 5.20       | 0.00               | 0.00       | 0.00       | 0.00               | 5.20       | 5.20       | 0.00               |
| 151     | SRI RAMA KRISHNA SEEDS         | 24.40      | 24.40      | 1305.10            | 72.00      | 72.00      | 4288.75            | 96.40      | 96.40      | 5593.85            |
| 152     | SRI SAI KRISHNA SEEDS          | 104.00     | 102.40     | 6098.10            | 98.40      | 97.60      | 3392.70            | 202.40     | 200.00     | 9490.80            |
| 153     | SRI SAI LAXMI SEEDS            | 0.00       | 0.00       | 0.00               | 99.60      | 99.60      | 0.00               | 99.60      | 99.60      | 0.00               |
| 154     | SRI SAI SEEDS                  | 236.00     | 234.80     | 12869.40           | 264.40     | 261.20     | 13989.20           | 500.40     | 496.00     | 26858.60           |
| 155     | SRI SAI SWARUPA SEEDS          | 0.00       | 0.00       | 0.00               | 270.00     | 264.80     | 9058.40            | 270.00     | 264.80     | 9058.40            |
| 156     | SRI SUBRAMANESHWARA AGRO SEEDS | 0.00       | 0.00       | 0.00               | 862.00     | 771.60     | 0.00               | 862.00     | 771.60     | 0.00               |
| 157     | SRI VENKATA SAI SEEDS          | 35.20      | 35.20      | 730.00             | 16.00      | 16.00      | 0.00               | 51.20      | 51.20      | 730.00             |
| 158     | SRI VENKATA SEEDS              | 51.20      | 51.20      | 2077.50            | 0.00       | 0.00       | 0.00               | 51.20      | 51.20      | 2077.50            |
| 159     | SRI VIGNESHWARA SEEDS          | 147.60     | 145.60     | 7860.30            | 80.00      | 80.00      | 3469.50            | 227.60     | 225.60     | 11329.80           |
| 160     | SRI VISHNU SEEDS               | 12.00      | 12.00      | 697.80             | 20.00      | 20.00      | 1137.60            | 32.00      | 32.00      | 1835.40            |
| 161     | SRINIVASA SEEDS & PROCESSING P | 70.40      | 69.60      | 4169.70            | 8.00       | 8.00       | 0.00               | 78.40      | 77.60      | 4169.70            |

**ANNEXURE - XVII**

**STATEMENT SHOWING THE COMPANY / SEED CLASS-WISE AREAS REGISTERED, AREA CERTIFIED AND QUANTITY OF SEED CERTIFIED DURING THE YEAR 2014-15 (TSSCA)**

Contd.....

(Area in ha. & Qty. in Qtls.)

| Sl. No. | NAME OF THE COMPANY              | FOUNDATION |            |                    | CERTIFIED  |            |                    | TOTAL      |            |                    |
|---------|----------------------------------|------------|------------|--------------------|------------|------------|--------------------|------------|------------|--------------------|
|         |                                  | AREA REGD. | AREA CERT. | QUANTITY CERTIFIED | AREA REGD. | AREA CERT. | QUANTITY CERTIFIED | AREA REGD. | AREA CERT. | QUANTITY CERTIFIED |
| 162     | SSR SEEDS CORPN.                 | 1076.40    | 1073.60    | 47762.20           | 274.80     | 274.80     | 4182.00            | 1351.20    | 1348.40    | 51944.20           |
| 163     | SUDHAKARA SEEDS                  | 8.00       | 8.00       | 0.00               | 0.00       | 0.00       | 0.00               | 8.00       | 8.00       | 0.00               |
| 164     | SUGUNA SEEDS                     | 6.80       | 6.80       | 0.00               | 0.00       | 0.00       | 0.00               | 6.80       | 6.80       | 0.00               |
| 165     | SUMANJALI SEEDS & FARMS          | 138.00     | 134.00     | 7469.10            | 1405.20    | 1342.40    | 40112.70           | 1543.20    | 1476.40    | 47581.80           |
| 166     | SUPER SEEDS                      | 0.00       | 0.00       | 0.00               | 28.80      | 28.00      | 529.13             | 28.80      | 28.00      | 529.13             |
| 167     | SUPHALA SEEDS CORPORATION        | 1.60       | 1.60       | 94.50              | 0.00       | 0.00       | 0.00               | 1.60       | 1.60       | 94.50              |
| 168     | SURAKHSHA SEEDS                  | 3.60       | 3.60       | 210.60             | 0.00       | 0.00       | 0.00               | 3.60       | 3.60       | 210.60             |
| 169     | SURYA AGRO TECH                  | 2.40       | 2.40       | 58.00              | 0.00       | 0.00       | 0.00               | 2.40       | 2.40       | 58.00              |
| 170     | SURYA SEEDS                      | 5.80       | 5.80       | 193.50             | 2.40       | 2.40       | 0.00               | 8.20       | 8.20       | 193.50             |
| 171     | TATA SEEDS                       | 0.00       | 0.00       | 0.00               | 40.00      | 40.00      | 2387.20            | 40.00      | 40.00      | 2387.20            |
| 172     | TRIVENI AGRI TECH                | 0.00       | 0.00       | 0.00               | 59.20      | 58.00      | 703.05             | 59.20      | 58.00      | 703.05             |
| 173     | TUNGABHADRA AGRI TECH Pvt Ltd.   | 0.00       | 0.00       | 0.00               | 21.20      | 20.80      | 0.00               | 21.20      | 20.80      | 0.00               |
| 174     | V CARE AGRI TECH                 | 0.00       | 0.00       | 0.00               | 200.00     | 180.00     | 4179.00            | 200.00     | 180.00     | 4179.00            |
| 175     | V CARE SEEDS                     | 0.00       | 0.00       | 0.00               | 2867.20    | 2602.80    | 54795.58           | 2867.20    | 2602.80    | 54795.58           |
| 176     | VAMSHI KRISHNA FERTILIZERS       | 81.60      | 81.60      | 4903.20            | 196.00     | 195.60     | 11724.55           | 277.60     | 277.20     | 16627.75           |
| 177     | VARAD AGRI TECH                  | 2.80       | 2.80       | 21.00              | 1325.20    | 1314.00    | 20641.30           | 1328.00    | 1316.80    | 20662.30           |
| 178     | VARALAXMI SEEDS                  | 0.00       | 0.00       | 0.00               | 26.00      | 26.00      | 0.00               | 26.00      | 26.00      | 0.00               |
| 179     | VARUN SEEDS & AGRI TECH          | 388.00     | 388.00     | 23109.80           | 352.00     | 352.00     | 20835.70           | 740.00     | 740.00     | 43945.50           |
| 180     | VARUN SEEDS & FARMS (I) Pvt Ltd. | 8.80       | 8.80       | 539.10             | 20.00      | 20.00      | 1168.20            | 28.80      | 28.80      | 1707.30            |
| 181     | VASANTHA SEEDS                   | 17.60      | 17.60      | 1012.25            | 62.00      | 62.00      | 3212.40            | 79.60      | 79.60      | 4224.65            |
| 182     | VASUNDHARA SEEDS                 | 0.00       | 0.00       | 0.00               | 28.80      | 28.80      | 0.00               | 28.80      | 28.80      | 0.00               |

**ANNEXURE - XVII**

**STATEMENT SHOWING THE COMPANY / SEED CLASS-WISE AREAS REGISTERED, AREA CERTIFIED AND QUANTITY OF SEED CERTIFIED DURING THE YEAR 2014-15 (TSSCA)**

Contd.....

(Area in ha. & Qty. in Qtls.)

| Sl. No. | NAME OF THE COMPANY           | FOUNDATION     |                |                    | CERTIFIED       |                 |                    | TOTAL           |                 |                    |
|---------|-------------------------------|----------------|----------------|--------------------|-----------------|-----------------|--------------------|-----------------|-----------------|--------------------|
|         |                               | AREA REGD.     | AREA CERT.     | QUANTITY CERTIFIED | AREA REGD.      | AREA CERT.      | QUANTITY CERTIFIED | AREA REGD.      | AREA CERT.      | QUANTITY CERTIFIED |
| 183     | VEDHA SEEDS                   | 19.60          | 19.60          | 911.25             | 459.60          | 459.60          | 21732.20           | 479.20          | 479.20          | 22643.45           |
| 184     | VEERA REDDY SEEDS             | 2.80           | 0.80           | 6.10               | 8.40            | 8.40            | 0.00               | 11.20           | 9.20            | 6.10               |
| 185     | VICTORY SEEDS                 | 2.40           | 2.40           | 0.00               | 0.00            | 0.00            | 0.00               | 2.40            | 2.40            | 0.00               |
| 186     | VIGNESHWARA HY SEEDS          | 283.20         | 283.20         | 14604.80           | 16.40           | 16.40           | 952.20             | 299.60          | 299.60          | 15557.00           |
| 187     | VIGNESHWARA SEEDS             | 0.00           | 0.00           | 0.00               | 204.40          | 204.40          | 6956.45            | 204.40          | 204.40          | 6956.45            |
| 188     | VIJAYA AGRO SEEDS             | 0.00           | 0.00           | 0.00               | 451.60          | 440.00          | 0.00               | 451.60          | 440.00          | 0.00               |
| 189     | VIJETHA AGRI TECH             | 0.00           | 0.00           | 0.00               | 106.80          | 102.80          | 0.00               | 106.80          | 102.80          | 0.00               |
| 190     | VIKAS SEEDS                   | 0.80           | 0.80           | 267.90             | 1.60            | 1.60            | 0.00               | 2.40            | 2.40            | 267.90             |
| 191     | VIKRAM AGROS                  | 2.40           | 2.40           | 23.40              | 0.00            | 0.00            | 0.00               | 2.40            | 2.40            | 23.40              |
| 192     | VISHISTA ABRO TECHNOCRATS ASS | 3.20           | 3.20           | 0.00               | 312.00          | 308.00          | 4390.90            | 315.20          | 311.20          | 4390.90            |
| 193     | VIVEKANANDA SEEDS             | 4.40           | 4.40           | 0.00               | 80.00           | 77.60           | 0.00               | 84.40           | 82.00           | 0.00               |
| 194     | VSR SEEDS                     | 0.00           | 0.00           | 0.00               | 84.00           | 84.00           | 3819.90            | 84.00           | 84.00           | 3819.90            |
| 195     | ZAICO SEEDS COMPANY           | 2.60           | 2.60           | 127.00             | 0.00            | 0.00            | 0.00               | 2.60            | 2.60            | 127.00             |
| 196     | INDIVIDUALS                   | 2.00           | 2.00           | 0.00               | 0.00            | 0.00            | 0.00               | 2.00            | 2.00            | 0.00               |
|         | <b>TOTAL</b>                  | <b>9156.40</b> | <b>9096.80</b> | <b>395507.68</b>   | <b>66701.20</b> | <b>62711.40</b> | <b>1594765.54</b>  | <b>75857.60</b> | <b>71808.20</b> | <b>1990273.22</b>  |

**ANNEXURE - XVIII**

Contd.....

**STATEMENT SHOWING THE CROP / MAJOR COMPANY / CLASS-WISE AREAS OFFERED, AREAS CERTIFIED AND QUANTITY OF SEED CERTIFIED DURING THE YEAR 2014-15**

(Area in ha. & Qty. in Qtls.)

| Sl. No.           | CROP           | COMPANY                         | FOUNDATION       |                 |                    | CERTIFIED         |                 |                    | TOTAL             |               |                    |
|-------------------|----------------|---------------------------------|------------------|-----------------|--------------------|-------------------|-----------------|--------------------|-------------------|---------------|--------------------|
|                   |                |                                 | AREA REGD.       | AREA CERT.      | QUANTITY CERTIFIED | AREA REGD.        | AREA CERT.      | QUANTITY CERTIFIED | AREA REGD.        | AREA CERT.    | QUANTITY CERTIFIED |
| 1                 | PADDY          | NSC Ltd.                        | 21.60            | 21.60           | 1050.00            | 509.60            | 506.80          | 17411.15           | 531.20            | 528.40        | 18461.15           |
|                   |                | TSSDC Ltd.                      | 36.80            | 36.80           | 798.70             | 268.00            | 268.00          | 8911.00            | 304.80            | 304.80        | 9709.70            |
|                   |                | SVP-1                           | 0.00             | 0.00            | 0.00               | 2202.40           | 1473.60         | 0.00               | 2202.40           | 1473.60       | 0.00               |
|                   |                | AGRIL 1 DEPT                    | 70.40            | 70.40           | 2550.80            | 0.00              | 0.00            | 0.00               | 70.40             | 70.40         | 2550.80            |
|                   |                | PJTSAU                          | 102.00           | 102.00          | 3280.40            | 0.40              | 0.40            | 0.00               | 102.40            | 102.40        | 3280.40            |
|                   |                | APSSDC Ltd.                     | 256.40           | 255.20          | 9473.10            | 6400.80           | 6334.40         | 247069.95          | 6657.20           | 6589.60       | 256543.05          |
|                   |                | AP MARKNET                      | 4.40             | 4.40            | 83.00              | 80.00             | 78.80           | 1157.70            | 84.40             | 83.20         | 1240.70            |
|                   |                | MSSC Ltd.                       | 13.60            | 13.60           | 550.80             | 740.00            | 738.40          | 31351.95           | 753.60            | 752.00        | 31902.75           |
|                   |                | KVK-1                           | 32.40            | 32.40           | 860.40             | 0.00              | 0.00            | 0.00               | 32.40             | 32.40         | 860.40             |
|                   |                | CO-OPERATIVE                    | 7.20             | 7.20            | 202.85             | 23.20             | 23.20           | 0.00               | 30.40             | 30.40         | 202.85             |
| PRIVATE COMPANIES | 6796.00        | 6762.80                         | 364374.25        | 20808.80        | 20612.00           | 966188.97         | 27604.80        | 27374.80           | 1330563.22        |               |                    |
| <b>TOTAL</b>      | <b>7340.80</b> | <b>7306.40</b>                  | <b>383224.30</b> | <b>31033.20</b> | <b>30035.60</b>    | <b>1272090.72</b> | <b>38374.00</b> | <b>37342.00</b>    | <b>1655315.02</b> |               |                    |
| 2                 | PADDY HYBRIDS  | NSC Ltd.                        | 0.00             | 0.00            | 0.00               | 13.60             | 0.80            | 5.60               | 13.60             | 0.80          | 5.60               |
|                   |                | <b>TOTAL</b>                    | <b>0.00</b>      | <b>0.00</b>     | <b>0.00</b>        | <b>13.60</b>      | <b>0.80</b>     | <b>5.60</b>        | <b>13.60</b>      | <b>0.80</b>   | <b>5.60</b>        |
| 3                 | OATS           | REGIONAL FORAGE STATION         | 0.80             | 0.80            | 4.80               | 0.00              | 0.00            | 0.00               | 0.80              | 0.80          | 4.80               |
|                   |                | <b>TOTAL</b>                    | <b>0.80</b>      | <b>0.80</b>     | <b>4.80</b>        | <b>0.00</b>       | <b>0.00</b>     | <b>0.00</b>        | <b>0.80</b>       | <b>0.80</b>   | <b>4.80</b>        |
| 4                 | JOWAR          | NSC Ltd.                        | 20.80            | 20.80           | 0.00               | 55.60             | 55.60           | 0.00               | 76.40             | 76.40         | 0.00               |
|                   |                | RSSC Ltd.                       | 0.80             | 0.80            | 0.00               | 122.00            | 122.00          | 0.00               | 122.80            | 122.80        | 0.00               |
|                   |                | DIRECTORATE OF SORGHUM RESEARCH | 0.00             | 0.00            | 0.00               | 4.80              | 4.80            | 0.00               | 4.80              | 4.80          | 0.00               |
|                   |                | PRIVATE COMPANIES               | 4.00             | 4.00            | 0.00               | 107.60            | 107.60          | 0.00               | 111.60            | 111.60        | 0.00               |
|                   |                | <b>TOTAL</b>                    | <b>25.60</b>     | <b>25.60</b>    | <b>0.00</b>        | <b>290.00</b>     | <b>290.00</b>   | <b>0.00</b>        | <b>315.60</b>     | <b>315.60</b> | <b>0.00</b>        |
| 5                 | MAIZE          | NSC Ltd.                        | 0.80             | 0.80            | 3.96               | 58.00             | 54.80           | 34.30              | 58.80             | 55.60         | 38.26              |
|                   |                | US & TDC                        | 0.00             | 0.00            | 0.00               | 8.00              | 8.00            | 0.00               | 8.00              | 8.00          | 0.00               |
|                   |                | REGIONAL FORAGE STATION         | 0.00             | 0.00            | 0.00               | 3.20              | 3.20            | 46.80              | 3.20              | 3.20          | 46.80              |
|                   |                | MAIZE RESEARCH CENTRE           | 0.00             | 0.00            | 0.00               | 2.00              | 2.00            | 482.00             | 2.00              | 2.00          | 482.00             |

**ANNEXURE - XVIII**

**STATEMENT SHOWING THE CROP / MAJOR COMPANY / CLASS-WISE AREAS OFFERED, AREAS CERTIFIED AND QUANTITY OF SEED CERTIFIED DURING THE YEAR 2014-15**

Contd.....

| Sl. No.  | CROP              | COMPANY           | FOUNDATION    |               |                    | CERTIFIED      |                 |                    | TOTAL          |                 |                    |
|----------|-------------------|-------------------|---------------|---------------|--------------------|----------------|-----------------|--------------------|----------------|-----------------|--------------------|
|          |                   |                   | AREA REGD.    | AREA CERT.    | QUANTITY CERTIFIED | AREA REGD.     | AREA CERT.      | QUANTITY CERTIFIED | AREA REGD.     | AREA CERT.      | QUANTITY CERTIFIED |
|          | MAIZE CONTD....   | RSFPD5            | 5.60          | 5.60          | 35.00              | 0.00           | 0.00            | 0.00               | 5.60           | 5.60            | 35.00              |
|          |                   | PRIVATE COMPANIES | 11.60         | 11.60         | 48.06              | 335.00         | 331.00          | 4111.10            | 346.60         | 342.60          | 4159.16            |
|          |                   | <b>TOTAL</b>      | <b>18.00</b>  | <b>18.00</b>  | <b>87.02</b>       | <b>406.20</b>  | <b>399.00</b>   | <b>4674.20</b>     | <b>424.20</b>  | <b>417.00</b>   | <b>4761.22</b>     |
| <b>4</b> | <b>BAJRA</b>      | NSC Ltd.          | 22.80         | 22.80         | 0.00               | 12.00          | 12.00           | 0.00               | 34.80          | 34.80           | 0.00               |
|          |                   | RSSC Ltd.         | 0.00          | 0.00          | 0.00               | 104.80         | 103.60          | 0.00               | 104.80         | 103.60          | 0.00               |
|          |                   | PRIVATE COMPANIES | 14.20         | 14.20         | 146.49             | 727.20         | 714.80          | 10881.25           | 741.40         | 729.00          | 11027.74           |
|          | <b>TOTAL</b>      | <b>37.00</b>      | <b>37.00</b>  | <b>146.49</b> | <b>844.00</b>      | <b>830.40</b>  | <b>10881.25</b> | <b>881.00</b>      | <b>867.40</b>  | <b>11027.74</b> |                    |
| <b>6</b> | <b>REDGRAM</b>    | NSC Ltd.          | 0.00          | 0.00          | 0.00               | 16.00          | 16.00           | 0.00               | 16.00          | 16.00           | 0.00               |
|          |                   | TSSDC Ltd.        | 35.20         | 35.20         | 350.84             | 200.00         | 146.00          | 1560.70            | 235.20         | 181.20          | 1911.54            |
|          |                   | AGRIL 7 DEPT      | 10.00         | 10.00         | 22.60              | 0.00           | 0.00            | 0.00               | 10.00          | 10.00           | 22.60              |
|          |                   | PJTSAU            | 1.60          | 1.20          | 0.80               | 0.80           | 0.80            | 0.00               | 2.40           | 2.00            | 0.80               |
|          |                   | APSSDC Ltd        | 13.20         | 12.40         | 85.60              | 39.20          | 38.40           | 887.20             | 52.40          | 50.80           | 972.80             |
|          |                   | PRIVATE COMPANIES | 20.00         | 20.00         | 54.00              | 14.40          | 14.40           | 8410.00            | 34.40          | 34.40           | 8464.00            |
|          | <b>TOTAL</b>      | <b>80.00</b>      | <b>78.80</b>  | <b>513.84</b> | <b>270.40</b>      | <b>215.60</b>  | <b>10857.90</b> | <b>350.40</b>      | <b>294.40</b>  | <b>11371.74</b> |                    |
| <b>7</b> | <b>GREENGRAM</b>  | SVP 8             | 0.00          | 0.00          | 0.00               | 20.00          | 20.00           | 0.00               | 20.00          | 20.00           | 0.00               |
|          |                   | AGRIL 8 DEPT      | 10.00         | 10.00         | 27.00              | 0.00           | 0.00            | 0.00               | 10.00          | 10.00           | 27.00              |
|          |                   | APSSDC Ltd        | 17.60         | 17.60         | 10.20              | 305.60         | 290.00          | 800.48             | 323.20         | 307.60          | 810.68             |
|          |                   | PRIVATE COMPANIES | 0.80          | 0.80          | 6.10               | 0.00           | 0.00            | 0.00               | 0.80           | 0.80            | 6.10               |
|          |                   | <b>TOTAL</b>      | <b>28.40</b>  | <b>28.40</b>  | <b>43.30</b>       | <b>325.60</b>  | <b>310.00</b>   | <b>800.48</b>      | <b>354.00</b>  | <b>338.40</b>   | <b>843.78</b>      |
|          |                   |                   |               |               |                    |                |                 |                    |                |                 |                    |
| <b>8</b> | <b>BLACKGRAM</b>  | SVP 9             | 0.00          | 0.00          | 0.00               | 40.00          | 40.00           | 0.00               | 40.00          | 40.00           | 0.00               |
|          |                   | APSSDC Ltd.       | 0.00          | 0.00          | 0.00               | 147.60         | 140.80          | 945.92             | 147.60         | 140.80          | 945.92             |
|          |                   | PRIVATE COMPANIES | 0.00          | 0.00          | 0.00               | 0.00           | 0.00            | 133.95             | 0.00           | 0.00            | 133.95             |
|          | <b>TOTAL</b>      | <b>0.00</b>       | <b>0.00</b>   | <b>0.00</b>   | <b>187.60</b>      | <b>180.80</b>  | <b>1079.87</b>  | <b>187.60</b>      | <b>180.80</b>  | <b>1079.87</b>  |                    |
| <b>9</b> | <b>BENGALGRAM</b> | NSC Ltd.          | 0.00          | 0.00          | 0.00               | 120.00         | 120.00          | 2767.50            | 120.00         | 120.00          | 2767.50            |
|          |                   | SVP 10            | 0.00          | 0.00          | 0.00               | 1380.80        | 1052.40         | 0.00               | 1380.80        | 1052.40         | 0.00               |
|          |                   | P & D FARM        | 20.00         | 20.00         | 0.00               | 0.00           | 0.00            | 0.00               | 20.00          | 20.00           | 0.00               |
|          |                   | APOILFED Ltd.     | 0.00          | 0.00          | 0.00               | 1498.00        | 1498.00         | 9398.70            | 1498.00        | 1498.00         | 9398.70            |
|          |                   | HACA Ltd.         | 0.00          | 0.00          | 0.00               | 244.00         | 236.00          | 0.00               | 244.00         | 236.00          | 0.00               |
|          |                   | APSSDC Ltd.       | 48.00         | 48.00         | 0.00               | 750.00         | 750.00          | 8417.75            | 798.00         | 798.00          | 8417.75            |
|          | <b>TOTAL</b>      | <b>84.00</b>      | <b>84.00</b>  | <b>0.00</b>   | <b>1750.80</b>     | <b>1748.40</b> | <b>28434.25</b> | <b>1834.80</b>     | <b>1832.40</b> | <b>28434.25</b> |                    |
|          | <b>TOTAL</b>      | <b>152.00</b>     | <b>152.00</b> | <b>0.00</b>   | <b>6023.60</b>     | <b>5684.80</b> | <b>54604.20</b> | <b>6175.60</b>     | <b>5836.80</b> | <b>54604.20</b> |                    |

(Area in ha. & Qty. in Qtls.)



**ANNEXURE - XVIII**

**STATEMENT SHOWING THE CROP / MAJOR COMPANY / CLASS-WISE AREAS OFFERED, AREAS CERTIFIED AND QUANTITY OF SEED CERTIFIED DURING THE YEAR 2014-15**

Contd.....

(Area in ha. & Qty. in Qtls.)

| Sl. No. | CROP      | COMPANY                    | FOUNDATION     |                |                    | CERTIFIED       |                 |                    | TOTAL           |                  |                    |
|---------|-----------|----------------------------|----------------|----------------|--------------------|-----------------|-----------------|--------------------|-----------------|------------------|--------------------|
|         |           |                            | AREA REGD.     | AREA CERT.     | QUANTITY CERTIFIED | AREA REGD.      | AREA CERT.      | QUANTITY CERTIFIED | AREA REGD.      | AREA CERT.       | QUANTITY CERTIFIED |
| 10      | COWPEA    | NSC Ltd.                   | 0.00           | 0.00           | 0.00               | 18.00           | 18.00           | 24.44              | 18.00           | 18.00            | 24.44              |
|         |           | NHRDF                      | 2.00           | 2.00           | 0.00               | 6.00            | 6.00            | 0.00               | 8.00            | 8.00             | 0.00               |
|         |           | HINDUSTAN INSECTICIDE Ltd. | 1.20           | 1.20           | 0.00               | 9.20            | 9.20            | 0.00               | 10.40           | 10.40            | 0.00               |
|         |           | <b>TOTAL</b>               | <b>3.20</b>    | <b>3.20</b>    | <b>0.00</b>        | <b>33.20</b>    | <b>33.20</b>    | <b>24.44</b>       | <b>36.40</b>    | <b>36.40</b>     | <b>24.44</b>       |
| 11      | CASTOR    | NSC Ltd.                   | 6.80           | 6.80           | 0.00               | 0.00            | 0.00            | 0.00               | 6.80            | 6.80             | 0.00               |
|         |           | PJTSAU                     | 1.60           | 1.60           | 0.00               | 0.00            | 0.00            | 1.60               | 1.60            | 0.00             | 0.00               |
|         |           | APSSDC Ltd.                | 7.20           | 7.20           | 0.00               | 0.00            | 0.00            | 7.20               | 7.20            | 0.00             | 0.00               |
|         |           | <b>TOTAL</b>               | <b>15.60</b>   | <b>15.60</b>   | <b>0.00</b>        | <b>0.00</b>     | <b>0.00</b>     | <b>15.60</b>       | <b>15.60</b>    | <b>0.00</b>      |                    |
| 12      | GROUNDNUT | NSC Ltd.                   | 295.60         | 286.00         | 0.00               | 1070.00         | 1000.00         | 14677.20           | 1365.60         | 1286.00          | 14677.20           |
|         |           | TSSDC Ltd.                 | 5.20           | 5.20           | 96.00              | 0.00            | 0.00            | 0.00               | 5.20            | 5.20             | 96.00              |
|         |           | SVP13                      | 0.00           | 0.00           | 0.00               | 3131.60         | 2914.00         | 5196.10            | 3131.60         | 2914.00          | 5196.10            |
|         |           | AGRIL DEPT                 | 6.00           | 6.00           | 88.00              | 0.00            | 0.00            | 0.00               | 6.00            | 6.00             | 88.00              |
|         |           | APOILFED Ltd.              | 40.80          | 40.80          | 179.10             | 6640.80         | 6226.40         | 77631.60           | 6681.60         | 6267.20          | 77810.70           |
|         |           | HACA Ltd.                  | 173.60         | 172.80         | 513.80             | 1790.80         | 1653.20         | 27500.70           | 1964.40         | 1826.00          | 28014.50           |
|         |           | APSSDC Ltd.                | 302.80         | 302.00         | 4607.20            | 1490.40         | 1433.60         | 14008.60           | 1793.20         | 1735.60          | 18615.80           |
|         |           | <b>TOTAL</b>               | <b>1229.20</b> | <b>1211.20</b> | <b>10672.20</b>    | <b>19481.20</b> | <b>18055.60</b> | <b>20710.40</b>    | <b>19266.80</b> | <b>187371.70</b> |                    |
| 14      | SESAMUM   | PJTSAU                     | 0.80           | 0.80           | 2.60               | 0.00            | 0.00            | 0.00               | 0.80            | 0.80             | 2.60               |
|         |           | APSSDC Ltd.                | 1.20           | 1.20           | 3.08               | 65.20           | 64.00           | 62.56              | 66.40           | 65.20            | 65.64              |
|         |           | PRIVATE COMPANIES          | 12.00          | 10.00          | 0.00               | 0.00            | 0.00            | 0.00               | 12.00           | 10.00            | 0.00               |
|         |           | <b>TOTAL</b>               | <b>14.00</b>   | <b>12.00</b>   | <b>5.68</b>        | <b>65.20</b>    | <b>64.00</b>    | <b>62.56</b>       | <b>79.20</b>    | <b>76.00</b>     | <b>68.24</b>       |
| 15      | SOYABEAN  | TSSDC Ltd.                 | 9.60           | 9.60           | 0.00               | 0.00            | 0.00            | 0.00               | 9.60            | 9.60             | 0.00               |
|         |           | SVP 15                     | 0.00           | 0.00           | 0.00               | 4217.40         | 3209.40         | 3787.50            | 4217.40         | 3209.40          | 3787.50            |
|         |           | AGRIL DEPT                 | 78.00          | 74.00          | 10.00              | 0.00            | 0.00            | 0.00               | 78.00           | 74.00            | 10.00              |
|         |           | APSSDC Ltd.                | 99.20          | 99.20          | 563.10             | 466.80          | 455.00          | 584.10             | 566.00          | 554.20           | 1147.20            |
|         |           | NAFED                      | 0.00           | 0.00           | 0.00               | 0.00            | 0.00            | 513.00             | 0.00            | 0.00             | 513.00             |
|         |           | <b>TOTAL</b>               | <b>186.80</b>  | <b>177.80</b>  | <b>573.10</b>      | <b>4783.60</b>  | <b>4174.40</b>  | <b>42902.65</b>    | <b>4783.60</b>  | <b>4174.40</b>   | <b>42902.65</b>    |
|         |           | <b>TOTAL</b>               | <b>210.00</b>  | <b>206.00</b>  | <b>801.40</b>      | <b>7514.60</b>  | <b>6399.60</b>  | <b>7724.60</b>     | <b>6605.60</b>  | <b>57732.65</b>  |                    |

**ANNEXURE - XVIII**

**STATEMENT SHOWING THE CROP / MAJOR COMPANY / CLASS-WISE AREAS OFFERED, AREAS CERTIFIED AND QUANTITY OF SEED CERTIFIED DURING THE YEAR 2014-15**

(Area in ha. & Qty. in Qtls.)

| Sl. No. | CROP               | COMPANY           | FOUNDATION     |                |                    | CERTIFIED       |                 |                    | TOTAL           |                 |                    |
|---------|--------------------|-------------------|----------------|----------------|--------------------|-----------------|-----------------|--------------------|-----------------|-----------------|--------------------|
|         |                    |                   | AREA REGD.     | AREA CERT.     | QUANTITY CERTIFIED | AREA REGD.      | AREA CERT.      | QUANTITY CERTIFIED | AREA REGD.      | AREA CERT.      | QUANTITY CERTIFIED |
| 16      | JUTE               | NSC Ltd.          | 0.00           | 0.00           | 0.00               | 36.40           | 36.40           | 2229.92            | 36.40           | 36.40           | 2229.92            |
|         |                    | PRIVATE COMPANIES | 0.00           | 0.00           | 0.00               | 0.00            | 0.00            | 2817.22            | 0.00            | 0.00            | 2817.22            |
|         |                    | <b>TOTAL</b>      | <b>0.00</b>    | <b>0.00</b>    | <b>0.00</b>        | <b>36.40</b>    | <b>36.40</b>    | <b>5047.14</b>     | <b>36.40</b>    | <b>36.40</b>    | <b>5047.14</b>     |
| 17      | VEGETABLES         |                   |                |                |                    |                 |                 |                    |                 |                 |                    |
| A       | BHENDI             | NHRDF             | 0.00           | 0.00           | 0.00               | 34.00           | 34.00           | 0.00               | 34.00           | 34.00           | 0.00               |
|         |                    | <b>TOTAL</b>      | <b>0.00</b>    | <b>0.00</b>    | <b>0.00</b>        | <b>34.00</b>    | <b>34.00</b>    | <b>0.00</b>        | <b>34.00</b>    | <b>34.00</b>    | <b>0.00</b>        |
| B       | BRINJAL            | PRIVATE COMPANIES | 0.00           | 0.00           | 0.00               | 26.80           | 26.00           | 226.70             | 26.80           | 26.00           | 226.70             |
|         |                    | <b>TOTAL</b>      | <b>0.00</b>    | <b>0.00</b>    | <b>0.00</b>        | <b>26.80</b>    | <b>26.00</b>    | <b>226.70</b>      | <b>26.80</b>    | <b>26.00</b>    | <b>226.70</b>      |
| c       | FRENCH BEAN        | NSC Ltd           | 0.20           | 0.20           | 0.00               | 28.80           | 28.80           | 447.60             | 29.00           | 29.00           | 447.60             |
|         |                    | MSSC Ltd          | 0.40           | 0.40           | 6.40               | 6.40            | 6.40            | 104.00             | 6.80            | 6.80            | 110.40             |
|         |                    | Private           | 0.00           | 0.00           | 0.00               | 20.00           | 2.00            | 0.00               | 20.00           | 2.00            | 0.00               |
|         |                    | <b>Total</b>      | <b>0.60</b>    | <b>0.60</b>    | <b>6.40</b>        | <b>55.20</b>    | <b>37.20</b>    | <b>551.60</b>      | <b>55.80</b>    | <b>37.80</b>    | <b>558.00</b>      |
| D       | SPONGE GOURD       | PRIVATE COMPANIES | 1.20           | 1.20           | 2.25               | 60.40           | 60.40           | 228.05             | 61.60           | 61.60           | 230.30             |
|         |                    | <b>TOTAL</b>      | <b>1.20</b>    | <b>1.20</b>    | <b>2.25</b>        | <b>60.40</b>    | <b>60.40</b>    | <b>228.05</b>      | <b>61.60</b>    | <b>61.60</b>    | <b>230.30</b>      |
|         | <b>Grand Total</b> |                   | <b>9156.40</b> | <b>9096.80</b> | <b>395507.68</b>   | <b>66701.20</b> | <b>62693.40</b> | <b>1594765.46</b>  | <b>75857.60</b> | <b>71790.20</b> | <b>1990273.14</b>  |

**ANNEXURE - XIX**

**STATEMENT SHOWING THE DIVISION / DISTRICT / COMPANY-WISE PROCESSING PLANTS / GROUNDNUT CLEANING CENTRES REGISTERED DURING THE YEAR 2014-15**

Contd.....

| Sl. No. | NAME OF THE PROCESSING PLANT / GROUNDNUT CLEANING CENTRE | CODE      | LOCATION   | CAPACITY (Qtls) | DISTRICT      | DIVISION  |
|---------|--|-----------|--|-----------------|---------------|-----------|
| 1       | Amrutha Seeds  | 1219 (P)  | Balanagar,Wanaparthy.                                    | 900.0           | Mahaboobnagar | Gadwal    |
| 2       | APSSDC Ltd.  | 300 (A)   | Nagapuram,Wanaparthy.                                    | 900.0           | Mahaboobnagar | Gadwal    |
| 3       | APSSDC Ltd.  | 1177 (GN) | Tirumalagiri Nagar,Vangoor.                              | 900.0           | Mahaboobnagar | Gadwal    |
| 4       | K. Simhaiah Setty & Baleswarajah                         | 938 (GN)  | D.No. 2-12-20,Raja Veedhi,Kollapur.                      | 800.0           | Mahaboobnagar | Gadwal    |
| 5       | Kamala Inustries   | 789 (P)   | Wanaparthy.  | 800.0           | Mahaboobnagar | Gadwal    |
| 6       | Modern Industries  | 890 (P)   | Dowdarpalli,H.No.866,leeja Road, Gadwal.                 | 900.0           | Mahaboobnagar | Gadwal    |
| 7       | Nandishwara decorticators & Oil Mills                    | 939 (GN)  | Nalilkonda,Nagarkurnool.                                 | 900.0           | Mahaboobnagar | Gadwal    |
| 8       | Narasimhaswamy decorticators                             | 937 (GN)  | Destikyai,Nagarkurnool.                                  | 900.0           | Mahaboobnagar | Gadwal    |
| 9       | New Mallikarjuna Seeds                                   | 735 (P)   | Shop No. 18-10,Wanaparthy Road, Pebbair.                 | 800.0           | Mahaboobnagar | Gadwal    |
| 10      | Padmavathi Rural Ware House                              | 1320 (P)  | Kadukuntla.  | 900.0           | Mahaboobnagar | Gadwal    |
| 11      | Padmavathi Seed Processing Plant                         | 1238 (P)  | Dowdarpalli, Gadwal.                                     | 900.0           | Mahaboobnagar | Gadwal    |
| 12      | Roshini Seeds Pvt Ltd.                                   | 1328 (P)  | Narayanapuram,Borivelli.                                 | 900.0           | Mahaboobnagar | Gadwal    |
| 13      | Sandeep Agri Sciences P. Ltd.                            | 1112 (P)  | Dowdarpalli.   | 800.0           | Mahaboobnagar | Gadwal    |
| 14      | Sandeep Seeds & Farms                                    | 911 (GN)  | Jammichedu,Gadwal.                                       | 800.0           | Mahaboobnagar | Gadwal    |
| 15      | Sandeep Seeds & Farms                                    | 913 (GN)  | Dowdarpalli, Gadwal.                                     | 800.0           | Mahaboobnagar | Gadwal    |
| 16      | Sandeep Seeds & Farms                                    | 913 (GN)  | Dowdarpalli, Gadwal.                                     | 800.0           | Mahaboobnagar | Gadwal    |
| 17      | Sree Amershwara Industries                               | 1200 (GN) | Kanchirao Palli, Gadwal.                                 | 800.0           | Mahaboobnagar | Gadwal    |
| 18      | Sri Laxmi Venkateshwara Ginning and Procesing Unit       | 1239 (P)  | Paramala, Gadwal.  | 900.0           | Mahaboobnagar | Gadwal    |
| 19      | Sri Sangameswara Seeds                                   | 856 (P)   | Jammichedu.  | 800.0           | Mahaboobnagar | Gadwal    |
| 20      | Sri Vibhav Lakshmi Rural ware House                      | 1206 (GN) | Melacheruvu, Gadwal.                                     | 800.0           | Mahaboobnagar | Gadwal    |
| 21      | V Care Agri Tech.  | 1096 (P)  | Undavalli.   | 900.0           | Mahaboobnagar | Gadwal    |
| 22      | V Care Seed Processing Plant                             | 1095 (P)  | Undavalli.   | 900.0           | Mahaboobnagar | Gadwal    |
| 23      | Vasanth Ginning and Processing Plant                     | 1241 (P)  | Amistapur.   | 900.0           | Mahaboobnagar | Gadwal    |
| 24      | Venkateshwara Seeds                                      | 1064 (GN) | Madanapuram.   | 800.0           | Mahaboobnagar | Gadwal    |
| 25      | Vikas Seeds  | 625 (P)   | Boothpur.  | 800.0           | Mahaboobnagar | Gadwal    |
| 26      | YSR Seed Processing Plant                                | 1240 (P)  | Melacheruvu, Gadwal.                                     | 800.0           | Mahaboobnagar | Gadwal    |
| 27      | Annapura Seeds Corpn                                     | 1306 (P)  | Sy.No 266,Sircilla Road, Gadicherlapally(V),Siddipet (M) | 100             | Medak         | Hyderabad |
| 28      | Dhanalaxmi Agro Seeds                                    | 1388 (P)  | Sy.No.246/ , Masaipet (V), Veldurthy (M)                 | 100             | Medak         | Hyderabad |
| 29      | Eldorado Agritech Pvt Ltd.,                              | 1370 (P)  | Sy.No.84/U,1,2,3,4,5-68,Masjidpalli (V), Wargal (M)      | 100             | Medak         | Hyderabad |

**ANNEXURE - XIX**

**STATEMENT SHOWING THE DIVISION / DISTRICT / COMPANY-WISE PROCESSING PLANTS / GROUNDNUT CLEANING CENTRES REGISTERED DURING THE YEAR 2014-15**

Contd.....

| Sl. No. | NAME OF THE PROCESSING PLANT / GROUNDNUT CLEANING CENTRE | CODE     | LOCATION   | CAPACITY (Qnts) | DISTRICT | DIVISION  |
|---------|--|----------|--|-----------------|----------|-----------|
| 30      | Harish Reddy Seed Conditioning Plant                     | 1012 (P) | Kodakandla, Gajwel.  | 300             | Medak    | Hyderabad |
| 31      | Indrani Hy.Seeds Co.,                                    | 1205 (P) | Damarcheruvu (V) Ramayampet (M),                                     | 100             | Medak    | Hyderabad |
| 32      | Indrani Hy.Seeds Co.,                                    | 800 (P)  | Damarcheruvu (V) Ramayampet (M),                                     | 200             | Medak    | Hyderabad |
| 33      | Kaveri Seeds Co., Ltd.,                                  | 1119 (P) | Sy.No.703 part707, part712, part713 to 719, Pamulaparthi, Wargal (M) | 100             | Medak    | Hyderabad |
| 34      | NeO Seeds India Limited                                  | 1380 (P) | Sy.No.231,234,236,237 & 238, Muppireddyally (V), Toopran (M)         | 100             | Medak    | Hyderabad |
| 35      | Nuziveedu Seeds (P) Ltd                                  | 997 (P)  | Kofhur (V) Mulugu (M)  | 300             | Medak    | Hyderabad |
| 36      | Penna seeds Pvt.Ltd                                      | 08 (TP)  | Sy.No.52 & 53, Kucharam (V), Toopran (M), Medak (D)                  | 200             | Medak    | Hyderabad |
| 37      | Proline Seeds Company(1) Pvt Ltd                         | 1170 (P) | Ghanpur (V) Toopan (M)   | 100             | Medak    | Hyderabad |
| 38      | Rasi Seeds   | 1251 (P) | Sy.No.421,422,A&424, Station Masaipet(V), Veldurthy(M)               | 200             | Medak    | Hyderabad |
| 39      | Sai Purna Seeds  | 46 (TP)  | Mulugu (V) & (M), Sy.No.30/e/aa, Regd.No.2599.                       | 400             | Medak    | Hyderabad |
| 40      | Sapthagiri Seeds Co.,                                    | 1335 (P) | H.No.8-100/A, Ramayampet(M)  | 100             | Medak    | Hyderabad |
| 41      | Shanmukha Agro-tech                                      | 30(TP)   | Goliparthi Road, Sy.No.773/R4, Ramayampet (V) & (M)                  | 200             | Medak    | Hyderabad |
| 42      | Sri Balaji Seeds Co.,                                    | 1336 (P) | Damarcheruvu (V) Ramayampet (M),                                     | 200             | Medak    | Hyderabad |
| 43      | Sri Ganesh Seeds Corpn.,                                 | 1210 (P) | Sy.No.642, Mittapally, Siddipet-502103.                              | 100             | Medak    | Hyderabad |
| 44      | Sri Hari Hara Seeds Corp.,                               | 1362 (P) | Sy.No.471,Hanumannagar,Narsapur(Road)                                | 100             | Medak    | Hyderabad |
| 45      | Sri Ramanjaneya Seed Processing Plant                    | 1120 (P) | Survey No.97, Sirampur(V) Mulugu (M)                                 | 150             | Medak    | Hyderabad |
| 46      | Sri Vishnu Seeds   | 50 (TP)  | Sy.No.775/E/Doulthabad Road, Ramayampet (V) & (M)                    | 200             | Medak    | Hyderabad |
| 47      | SSR Seeds Corporation                                    | 594 (A)  | H.No.7-10/1Sy.No.565,Lingareddyally,Siddipet.                        | 300             | Medak    | Hyderabad |
| 48      | Sumathi Seeds Pvt.Ltd                                    | 11 (TP)  | Sy.No.271/E/EE, Gouraram (V), Wargal (M), Medak (D)                  | 100             | Medak    | Hyderabad |
| 49      | Vijendra Reddy Cob Drying Unit                           | 1014 (P) | Sy.No.48&49,Kodakandla(V), Gajwel(M)                                 | 400             | Medak    | Hyderabad |
| 50      | Vikram Agros   | 19 (TP)  | Sy.No.127,130, Nandigama (V), Patancheru,                            | 100             | Medak    | Hyderabad |
| 51      | A.P.S.S.D.C.Ltd.,  | 233      | Nidamanoor - 508 278   | 200             | Nalgonda | Hyderabad |
| 52      | A.P.S.S.D.C.Ltd.,  | 331 (A)  | Nandipahad.  | 200             | Nalgonda | Hyderabad |
| 53      | Agricultural research station                            | 859 (P)  | Kampasagar,Tirpuraram (m)  | 100             | Nalgonda | Hyderabad |
| 54      | Agro Bharath Mobile Processing Unit                      | 22 (TP)  | Thirumalgiri (V), P.A,Pally (M)                                      | 50              | Nalgonda | Hyderabad |
| 55      | Asst Director of Agril (F) State Seed Farm               | 1257 (P) | Cherukupally (V) Dindi (M)   | 50              | Nalgonda | Hyderabad |
| 56      | Asst Director of Agril (F) State Seed Farm               | 1257 (P) | Dindi, Nalgonda (D)  | 50              | Nalgonda | Hyderabad |
| 57      | B.N.Seeds Pvt Ltd  | 480 (A)  | Sy.No.15,Thangadapally,Choutuppal -508252                            | 150             | Nalgonda | Hyderabad |
| 58      | Gaddipally farmers service co-operative society Ltd.     | 24       | Gaddipally.  | 100             | Nalgonda | Hyderabad |
| 59      | Godavari Seeds Company                                   | 1196 (P) | D.No.17-187-1, Balaji Nagar, Kodad-508206                            | 100             | Nalgonda | Hyderabad |

**ANNEXURE - XIX**

**STATEMENT SHOWING THE DIVISION / DISTRICT / COMPANY-WISE PROCESSING PLANTS / GROUNDNUT CLEANING CENTRES REGISTERED DURING THE YEAR 2014-15**

Contd.....

| Sl. No. | NAME OF THE PROCESSING PLANT / GROUNDNUT CLEANING CENTRE | CODE     | LOCATION   | CAPACITY (Qts) | DISTRICT    | DIVISION  |
|---------|--|----------|--|----------------|-------------|-----------|
| 60      | Jeevan Jyothi Processing Unit                            | 1317 (P) | Sy.No.133,Pamanagandla(V),Kattangur (M)                | 50             | Nalgonda    | Hyderabad |
| 61      | Meghana Bio Seeds  | 18 (TP)  | D.No.4-101, Thatikal (V), Nakrekal (M)                 | 100            | Nalgonda    | Hyderabad |
| 62      | Mohan Agri Tech (P) Ltd                                  | 1220 (P) | Sy.No.198, Vattimarthy (V), Chityal (M)                | 100            | Nalgonda    | Hyderabad |
| 63      | Nagarjuna seeds  | 764 (P)  | Ponugodu,Gaddipally (m)                                | 100            | Nalgonda    | Hyderabad |
| 64      | Omkar seed Tech.Pvt.Ltd                                  | 23 (TP)  | Sy.No.175,Balampalli (V), Bhonghir (M)                 | 100            | Nalgonda    | Hyderabad |
| 65      | Rohini Bio Seeds & Agri Tech Pvt Ltd                     | 1129 (P) | Survey No.551,Jammapur Bhongir (M)                     | 200            | Nalgonda    | Hyderabad |
| 66      | Rohini Seeds Pvt Ltd                                     | 1036 (P) | Survey No.551,Jammapur Bhongir (M)                     | 100            | Nalgonda    | Hyderabad |
| 67      | Sree Mahaganapathi Seeds                                 | 05 (TP)  | D.No.17-259, Beside market yard, Huzur Nagar, Nalgonda | 100            | Nalgonda    | Hyderabad |
| 68      | Sri Unnati Seeds   | 43 (TP)  | Sy.No.273, Sylarniyagudem (V), Thipparthi (M)          | 100            | Nalgonda    | Hyderabad |
| 69      | Sri Venkata Sai Seeds                                    | 1116 (P) | Gaddipally, Garidepally (M)                            | 100            | Nalgonda    | Hyderabad |
| 70      | Sri Venkataramana Seeds Pesticides                       | 1087 GN  | Ravi Pahad, Mothe (M)                                  | 150            | Nalgonda    | Hyderabad |
| 71      | Sudhakar seeds   | 948 (P)  | Gaddipally (v), Garidepally (m)                        | 100            | Nalgonda    | Hyderabad |
| 72      | Vasantha Seeds   | 526 (A)  | Settipalem, Vellampully(m)                             | 100            | Nalgonda    | Hyderabad |
| 73      | Sri Rama Groundnut Cleaning Plant                        | 1298 GN  | DVK Road,Dindi (Gundlapally)                           | 100            | Nalgonda    | Hyderabad |
| 74      | AP Marknet   | 1364 (P) | Aggnoor(V), Yalal (M)                                  | 100            | Ranga Reddy | Hyderabad |
| 75      | Ayushi Agri - Tech                                       | 1369 (P) | Sy.No.651,659,Deveryamjal(V),Shameerpe(M)              | 100            | Ranga Reddy | Hyderabad |
| 76      | Bharathi Seeds Pvt.Ltd                                   | 39 (TP)  | Sy.No.183, Phase-III, IDA Cherlapally, Ghatkesar (M)   | 100            | Ranga Reddy | Hyderabad |
| 77      | Chaitanya Agri Tech                                      | 1232 (P) | Sy.No.21/2 & 24/3, Gundlipochampally (V) Medchal (M)   | 200            | Ranga Reddy | Hyderabad |
| 78      | Chennai Marketing Services                               | 883 (P)  | Sy.No.184, Yellampet, Medchal (M)                      | 100            | Ranga Reddy | Hyderabad |
| 79      | Chennai Marketing Services Ltd                           | 884 (P)  | Yellampet, Medchal (M)                                 | 100            | Ranga Reddy | Hyderabad |
| 80      | Chennai Marketing Services Ltd.,                         | 1009     | Sy.No585(P),586(P), Nutankal(V) Medchal(M)             | 100            | Ranga Reddy | Hyderabad |
| 81      | Chennai Seeds & Oils Ltd.,                               | 206      | Sy.No108,110 & 112,Yellampet(V) Medchal(M)             | 100            | Ranga Reddy | Hyderabad |
| 82      | Chennai Seeds & Oils Ltd.,                               | 201      | Sy.No184,Yellampet(V) Medchal(M)                       | 100            | Ranga Reddy | Hyderabad |
| 83      | Director (Seeds) SRTC                                    | 1171 (P) | Rajendranagar  | 100            | Ranga Reddy | Hyderabad |
| 84      | Director, RSF P&D  | 1270 (P) | R.S.F P&D,Pahadisharif(V),Keshavagiri(M)               | 100            | Ranga Reddy | Hyderabad |
| 85      | DNA Agri Seeds Pvt.Ltd                                   | 29 (TP)  | Kompally (V), Qutbullapur (M),                         | 100            | Ranga Reddy | Hyderabad |
| 86      | Ganga Kaveri Seeds                                       | 336 (A)  | Sy.No.115, Kandlakoya (V)Medchal                       | 100            | Ranga Reddy | Hyderabad |
| 87      | Jam Jam Agri Tech Seed Co                                | 1028 (P) | Sy.No.25/1 Gundla Pochampalli Medchal (M)              | 100            | Ranga Reddy | Hyderabad |
| 88      | Landis Seeds (India) Pvt. Ltd.,                          | 185      | 5-6-590, Darusalam, Nampally, Hyd-500001               | 100            | Ranga Reddy | Hyderabad |
| 89      | Manjira Seeds  | 1198 (P) | H.No.4-3-184/2, Sitarampuram, Hayathnagar.             | 100            | Ranga Reddy | Hyderabad |

**ANNEXURE - XIX**

**STATEMENT SHOWING THE DIVISION / DISTRICT / COMPANY-WISE PROCESSING PLANTS / GROUNDNUT CLEANING CENTRES REGISTERED DURING THE YEAR 2014-15**

Contd.....

| Sl. No. | NAME OF THE PROCESSING PLANT / GROUNDNUT CLEANING CENTRE  | CODE     | LOCATION   | CAPACITY (Qnts) | DISTRICT    | DIVISION   |
|---------|---|----------|--|-----------------|-------------|------------|
| 90      | Max yield Bio-Gene (India) Pvt.Ltd                        | 27 (TP)  | Lanco Hills Road, Manikonda.   | 100             | Ranga Reddy | Hyderabad  |
| 91      | National Seeds Corporation.                               | 306 (A)  | Govt. of India under taking, 17-11, Tukaramgate, Lalguda, Sec'bad-500017 | 100             | Ranga Reddy | Hyderabad  |
| 92      | Nuzivedu seeds  | 307(A)   | Kompally, Qutbullapur (M),   | 400             | Ranga Reddy | Hyderabad  |
| 93      | Prabhavathi Seeds   | 15 (TP)  | D.No.7-102, Kompally (V), Qutbullapur (M),                               | 200             | Ranga Reddy | Hyderabad  |
| 94      | Samrididi Agri-tech                                       | 09(TP)   | Sy.no.843/A, Industrial Estate, Medchal                                  | 100             | Ranga Reddy | Hyderabad  |
| 95      | Shai-La Investment & Fin, Consultants (P) Ltd             | 885 (P)  | Gundlipochampally, Medchal (M)   | 100             | Ranga Reddy | Hyderabad  |
| 96      | Shakthi Seeds Pvt., Ltd.,                                 | 1195 (P) | Sy.No. 647/c, Devaryamzal (V) Shamirpet (M)                              | 100             | Ranga Reddy | Hyderabad  |
| 97      | Sharmishta Agrigenetics (India),Pvt.Ltd                   | 24 (TP)  | Kompally (V), Qutbullapur (M),   | 200             | Ranga Reddy | Hyderabad  |
| 98      | Sri Chakra Agri Tech Pvt Ltd                              | 1139 (P) | Syy.No.16,17 17 , Injapur (V) Hayathnagar (M) Ragannaguda (P)            | 100             | Ranga Reddy | Hyderabad  |
| 99      | Sri Sai Harsha Seeds                                      | 1381 (P) | Sy.No. 659, Devaryamzal (V) Shamirpet (M)                                | 100             | Ranga Reddy | Hyderabad  |
| 100     | Sri Sathya Agri Biotech Pvt, Ltd                          | 844 (P)  | D.No.8-2-103/1, Sakthi Nagar, sagarroad, L.B.Nagar                       | 100             | Ranga Reddy | Hyderabad  |
| 101     | SVAS Aro. Tech  | 21 (TP)  | Sy.No.36,37, Muneerabad (V), Medchal (M)                                 | 150             | Ranga Reddy | Hyderabad  |
| 102     | The District Cooperative Marketing Society Ltd.,          | 440 (A)  | Pargi (V),Baharpet (M)   | 100             | Ranga Reddy | Hyderabad  |
| 103     | Ultra Reach Agrimarkets Ltd.,                             | 1379 (P) | Sy.No.184, Yellampet, Medchal (M)  | 100             | Ranga Reddy | Hyderabad  |
| 104     | VIB Agri Seeds  | 16 (TP)  | Sy.No.659 & 661, Devarayamjal (V), Shameerpet (M)                        | 200             | Ranga Reddy | Hyderabad  |
| 105     | Vishal Seeds (P) Ltd.,                                    | 03 (TP)  | 8-2-108/3, Hasthinapuram North, Nagarjunasagar Road,                     | 100             | Ranga Reddy | Hyderabad  |
| 106     | Yaaganti Seeds Pvt Ltd.,                                  | 1256 (P) | Sy.No.95/2,Gundlipochapally(V)Medchal(M)                                 | 100             | Ranga Reddy | Hyderabad  |
| 107     | Abhinandan Seeds  | 1274-P   | SY. NO. 558, Elkathurthy(V&M)  | 10 tons         | Karimnagar  | Karimnagar |
| 108     | Andhra Pradesh State Seed Development Corporation Limited | 707-P    | Jagityal Road, Kothapally(V) Karimnagar(M)                               | 40 tons         | Karimnagar  | Karimnagar |
| 109     | Anila Seed Processing Plant                               | 327-A    | Maktha (V) Shankarapatnam (M)  | 15 tons         | Karimnagar  | Karimnagar |
| 110     | Annadata Seeds Proc.Plant                                 | 1040-P   | Dammakkapet (V) Huzurabad(M)   | 10 tons         | Karimnagar  | Karimnagar |
| 111     | Bhagya Sree Seeds   | 1093-P   | Parkal Road, Chinnapaiahpally(V), Huzurabad(M)                           | 10 tons         | Karimnagar  | Karimnagar |
| 112     | Bhagyalakshmi Seeds                                       | 1368-P   | Narsaiahpally, Bonthakuntapally(GP), Huzurabad(M)                        | 10 tons         | Karimnagar  | Karimnagar |

**ANNEXURE - XIX**

**STATEMENT SHOWING THE DIVISION / DISTRICT / COMPANY-WISE PROCESSING PLANTS / GROUNDNUT CLEANING CENTRES REGISTERED DURING THE YEAR 2014-15**

Contd.....

| Sl. No. | NAME OF THE PROCESSING PLANT / GROUNDNUT CLEANING CENTRE                  | CODE   | LOCATION  | CAPACITY (Qts) | DISTRICT   | DIVISION   |
|---------|---|--------|---|----------------|------------|------------|
| 113     | Bharath Seeds   | 889-P  | BHUPATHIPUR(V), SULTHANABAD(M)                      | 10 tons        | Karimnagar | Karimnagar |
| 114     | Chaithanya Seeds  | 845-P  | MOLANGUR 'X' ROAD, SHANKARAPANTAM (M)               | 40 tons        | Karimnagar | Karimnagar |
| 115     | Dhanalaxmi Dhanya Vithana Raithu Paraspara Sahakara Parimitha Sangam Ltd. | 1008-A | GANGIPALLY (V), MANAKONDUR(M)                       | 10 tons        | Karimnagar | Karimnagar |
| 116     | Dhanalaxmi Seeds & Processing Plant                                       | 577-A  | OPP: F.C.I., KORAPALLY ROAD, JAMMIKUNTA (M)         | 10 tons        | Karimnagar | Karimnagar |
| 117     | Dhanalaxmi Dhanya Vithana Raithu Paraspara Sahakara Parimitha Sangam Ltd. | 873-P  | DHARMARAJUPALLY (V), HUZURABAD(M)                   | 10 tons        | Karimnagar | Karimnagar |
| 118     | Everest Seeds   | 906-P  | BORNAPALLY(V), HUZURABAD(M)                         | 10 tons        | Karimnagar | Karimnagar |
| 119     | Ganapathi Seeds   | 839-P  | PARKAL 'X' ROAD, HUZURABAD(M)                       | 10 tons        | Karimnagar | Karimnagar |
| 120     | Ganga Seeds   | 1185-P | PACHNUR (V), MANAKONDUR(M)                          | 10 tons        | Karimnagar | Karimnagar |
| 121     | Haritha Agri Tech   | 32-TP  | SY.NO.448, CHENJERLA(V), MANAKONDUR(M)              | 10 tons        | Karimnagar | Karimnagar |
| 122     | Himalaya Seeds  | 980-P  | SY. NO. 580,581, SINGAPUR(V), MANAKONDUR(M)         | 40 tons        | Karimnagar | Karimnagar |
| 123     | Jagannath Seeds & Farms   | 618-P  | KARIMNAGAR ROAD, SINGAPUR(V), HUZURABAD(M)          | 15 tons        | Karimnagar | Karimnagar |
| 124     | Kaveri Seeds (P) Ltd. Processing Unit                                     | 961-P  | GATLANARSINGAPUR(V), BHEEMADEVARAPALLY(M)           | 40 tons        | Karimnagar | Karimnagar |
| 125     | Kaveri Seeds (P) Ltd. Processing Unit                                     | 407-A  | GATLANARSINGAPUR(V), BHEEMADEVARAPALLY(M)           | 40 tons        | Karimnagar | Karimnagar |
| 126     | Kisan Hybrid Seeds  | 1225-P | CHENJERLA(V), MANAKONDUR(M)                         | 10 tons        | Karimnagar | Karimnagar |
| 127     | Kondapalakala Bhagyalaxmi Seeds & Processing Plant                        | 49-TP  | SY.NO. 811/B,812/E, KONDAPALAKALA (V) MANAKONDUR(M) | 20 tons        | Karimnagar | Karimnagar |
| 128     | Lalitha Seeds   | 1255-P | HANUMAN NAGAR COLONY, IRUKULLA(M)                   | 10 tons        | Karimnagar | Karimnagar |
| 129     | Laxminarasimha Seeds  | 1043-P | SHANTHINAGAR, KOTHULANADUMA(V) SULTHANABAD(M)       | 10 tons        | Karimnagar | Karimnagar |
| 130     | Madhavi Seeds   | 842-P  | NO. 9-8-78, MARKDFED GODOWNS, RAMANAGAR             | 10 tons        | Karimnagar | Karimnagar |
| 131     | Madhavi Seeds   | 1330-P | SHED NO. B-3, RAMNAGAR, INDUSTRIAL ESTATE           | 5 tons         | Karimnagar | Karimnagar |
| 132     | Mahalaxmi Seeds Processing Plant  | 587-A  | JAMMIKUNTA ROAD HUZURABAD (M)                       | 10 tons        | Karimnagar | Karimnagar |
| 133     | Mahi Agro Seeds   | 31-TP  | Sy.no.308, THIMMAPUR(V & M)                         | 5 tons         | Karimnagar | Karimnagar |
| 134     | Maruthi Seeds   | 1050-P | PACHUNUR (V), MANAMONDUR(M)                         | 10 tons        | Karimnagar | Karimnagar |

**ANNEXURE - XIX**

**STATEMENT SHOWING THE DIVISION / DISTRICT / COMPANY-WISE PROCESSING PLANTS / GROUNDNUT CLEANING CENTRES REGISTERED DURING THE YEAR 2014-15**

Contd.....

| Sl. No. | NAME OF THE PROCESSING PLANT / GROUNDNUT CLEANING CENTRE | CODE   | LOCATION   | CAPACITY (Qtls) | DISTRICT   | DIVISION   |
|---------|--|--------|--|-----------------|------------|------------|
| 135     | MAYURI SEEDS PROCESSING PLANT                            | 352-A  | B-6, INDUSTRIAL ESTATE, PADMANAGAR.                  | 10 tons         | Karimnagar | Karimnagar |
| 136     | NAGARJUNA SEEDS  | 623-P  | PARKAL 'X' ROAD, PEDDAPAPAIHPALLY(V)<br>HUZURABAD(M) | 15 tons         | Karimnagar | Karimnagar |
| 137     | NAGARJUNA SEEDS  | 1324-P | D. NO.4-178, PEDDAPAPAIHPALLY(V)<br>HUZURABAD(M)     | 10 tons         | Karimnagar | Karimnagar |
| 138     | NANDEESHWARA SEEDS                                       | 1111-P | PEDDAPAPAIHPALLY(V),<br>HUZURABAD(M)                 | 10 tons         | Karimnagar | Karimnagar |
| 139     | NARASIMHA REDDY & SONS                                   | 777-P  | MAKTHA (V), SHANKARAPATNAM (M)                       | 20 tons         | Karimnagar | Karimnagar |
| 140     | NAVATHA SEEDS & FARMS                                    | 516-A  | NEAR POLICE STATION, MUNJAMPALLY(V)<br>MANAKONDUR(M) | 10 tons         | Karimnagar | Karimnagar |
| 141     | NUZIVEEDU SEEDS PVT. LTD                                 | 1186-P | CHENJERLA (V), GATTUUDDENAPALLY(V)<br>MANAKONDUR(M)  | 10 tons         | Karimnagar | Karimnagar |
| 142     | PADMAVATHI AGRO PRODUCTS                                 | 954-P  | RAMPALLY(V), PEDDAPALLY(M)                           | 10 tons         | Karimnagar | Karimnagar |
| 143     | PADMAVATHI SEEDS & PROCESSING PLANT                      | 1208-P | MOLANGUR (V), SHANKARAPATNAM(M)                      | 10 tons         | Karimnagar | Karimnagar |
| 144     | PARAMESHWARA SEEDS                                       | 1110-P | K.C. CAMP ROAD, IPPALNARSINGAPUR(V)<br>HUZURABAD(M)  | 10 tons         | Karimnagar | Karimnagar |
| 145     | PASIDI AGRI TECH   | 1101-P | CHENJERLA (V), MANAKONDUR(M)                         | 10 tons         | Karimnagar | Karimnagar |
| 146     | PREETHI HYBRID SEEDS                                     | 322-A  | NEAR: K.C. CAMP, HUZURABAD(M)                        | 15 tons         | Karimnagar | Karimnagar |
| 147     | PRIMARY AGRICULTURAL CO-OPERATIVE SOCIETY LTD            | 1209-P | JAMMIKUNTA (V&M)                                     | 10 tons         | Karimnagar | Karimnagar |
| 148     | RADHE SHYAM SEEDS  | 1182-P | H.No. 4-148, BAOPET ROAD, KAMALAPUR(M)               | 10 tons         | Karimnagar | Karimnagar |
| 149     | RAMAKRISHNA SEEDS  | 1049-P | CHENJERLA (V), MANAKONDUR(M)                         | 20 tons         | Karimnagar | Karimnagar |
| 150     | RAMANA AGRI PRODUCTS                                     | 543-A  | B-10, INDUSTRIAL ESTATE, PAMDANAGAR.                 | 15 tons         | Karimnagar | Karimnagar |
| 151     | RAMYASRI SEEDS   | 542-A  | SHED NO. 4, INDUSTRIAL ESTATE, PADMANAGAR.           | 15 tons         | Karimnagar | Karimnagar |
| 152     | RAMYASRI SEEDS   | 670-P  | OPEN AREA: 6, INDUSTRIAL ESTATE, PADMANAGAR          | 15 tons         | Karimnagar | Karimnagar |
| 153     | SAI LAXMI SEEDS & PROCESSING PLANT                       | 685-P  | H.NO. 2-12/17, VEENAVANKA (V& M)                     | 10 tons         | Karimnagar | Karimnagar |
| 154     | SAI SEEDS CORPORATION                                    | 92     | OPP: SUB- STATION, METPALLY(V&M)                     | 10 tons         | Karimnagar | Karimnagar |
| 155     | SAI TEJA SEEDS   | 1015-P | MOLANGUR (V), SHANKARAPATNAM(M)                      | 10 tons         | Karimnagar | Karimnagar |
| 156     | SINDHU SEEDS & PROC. PLANT                               | 1386-P | D.NO. 4-187, PEDDAPAPAIHPALLY(V)<br>HUZURABAD(M)     | 10 tons         | Karimnagar | Karimnagar |
| 157     | SINDUR SEEDS   | 1001-P | D. 9-8-70, MARKFED GODOWNS, RAMNAGAR                 | 10 tons         | Karimnagar | Karimnagar |



**ANNEXURE - XIX**

**STATEMENT SHOWING THE DIVISION / DISTRICT / COMPANY-WISE PROCESSING PLANTS / GROUNDNUT CLEANING CENTRES REGISTERED DURING THE YEAR 2014-15**

Contd.....

| Sl. No. | NAME OF THE PROCESSING PLANT / GROUNDNUT CLEANING CENTRE        | CODE   | LOCATION  | CAPACITY (Qtls) | DISTRICT   | DIVISION   |
|---------|---|--------|---|-----------------|------------|------------|
| 158     | SONAM SEED TECHNOLOGIES PVT LTD                                 | 1073-P | EDULAGTUPALLY (V), MANAKONDUR(M)                  | 10 tons         | Karimnagar | Karimnagar |
| 159     | SRI ANNAPURNA SEEDS   | 902-P  | IPPALANARSINGAPUR(V), HUZURABAD(M)                | 10 tons         | Karimnagar | Karimnagar |
| 160     | SRI LAXMI GANAPATHI SEEDS                                       | 1250-P | SY. NO. 633/A, RAMAKRISHNA COLONY, THIMMAPUR(M)   | 10 tons         | Karimnagar | Karimnagar |
| 161     | SRI LAXMI INDUSTRIES  | 1323-P | MOLANGUR, SHANKARAPATNAM(M)                       | 10 tons         | Karimnagar | Karimnagar |
| 162     | SRI LAXMI SEEDS PROC. PLANT                                     | 437-A  | KARIMNAGAR ROAD BORNAPALLY(V), HUZURABAD(M)       | 10 tons         | Karimnagar | Karimnagar |
| 163     | SRI RAMA SEEDS  | 26-TP  | H.NO.4-63, KATNAPALLY(V), SULTHANABAD(M)          | 2 tons          | Karimnagar | Karimnagar |
| 164     | SRI SAI SEEDS   | 1214-P | KOTHAGATTU (V), HUZURABAD ROAD SHANKARAPTNAM(M)   | 10 tons         | Karimnagar | Karimnagar |
| 165     | SRI SURYA SEEDS   | 1331-P | UTUR ROAD, PACHUNUR(V), MANAKONDUR(M)             | 10 tons         | Karimnagar | Karimnagar |
| 166     | SRI VISHNU SEEDS  | 04-TP  | D.NO.4-116/16, K.C.CAMPUR ROAD, HUZURABAD(M)      | 5 tons          | Karimnagar | Karimnagar |
| 167     | SURABHI AGRI TECH   | 1359-P | D.NO.9-6-181/2, RAMNAGAR, KARIMNAGAR              | 10 tons         | Karimnagar | Karimnagar |
| 168     | THE GATTUDDENAPALLY LARGE SIZED CO-OPERATIVE CREDIT SOCIETY LTD | 756-P  | GATTUDDENAPALLY(V), MANAKONDUR(M)                 | 15 tons         | Karimnagar | Karimnagar |
| 169     | THE MULKANOOR CO-OPERATIVE SOCIETY LTD                          | 733-P  | BHEEMADEVARAPALLY(V &M)                           | 15 tons         | Karimnagar | Karimnagar |
| 170     | THE MULKANOOR CO-OPERATIVE SOCIETY LTD                          | 736-P  | BHEEMADEVARAPALLY(V &M)                           | 15 tons         | Karimnagar | Karimnagar |
| 171     | VARALAXMI DHANYA VITHANA RAITHU SANGAM                          | 1332-P | PORANDLA, THIMMAPUR.                              | 10 tons         | Karimnagar | Karimnagar |
| 172     | VARALAXMI SEEDS   | 704-P  | D-2, INDUSTRIAL ESTATE, PADMANAGAR.               | 5-TONNS         | Karimnagar | Karimnagar |
| 173     | VARUN AGRI TECH   | 619-P  | OPP: POLICE STATION, MUNJAMPALLY(V) MANAKONDUR(M) | 10 tons         | Karimnagar | Karimnagar |
| 174     | VASANTHA LAXMI SEEDS  | 790-P  | NO. 9-8-66, MARKFED RAMNAGAR.                     | 10 tons         | Karimnagar | Karimnagar |
| 175     | VASUNDHARA SEEDS  | 17- TP | H.NO. 4-106/1, UTUR(V), MANAKONDUR(M)             | 5 tons          | Karimnagar | Karimnagar |
| 176     | VEDHA SEEDS   | 1002-P | MOLANGUR 'X' ROAD, SHANKARAPANTAM (M)             | 10 tons         | Karimnagar | Karimnagar |
| 177     | VIGNESHWARA HYBRID SEEDS  | 1044-P | GATTUDDENAPALLY(V), MANAKONDUR(M)                 | 10 tons         | Karimnagar | Karimnagar |

**ANNEXURE - XIX**

**STATEMENT SHOWING THE DIVISION / DISTRICT / COMPANY-WISE PROCESSING PLANTS / GROUNDNUT CLEANING CENTRES REGISTERED DURING THE YEAR 2014-15**

Contd.....

| Sl. No. | NAME OF THE PROCESSING PLANT / GROUNDNUT CLEANING CENTRE | CODE        | LOCATION   | CAPACITY (Qtls) | DISTRICT   | DIVISION   |
|---------|--|-------------|--|-----------------|------------|------------|
| 178     | VINAYAKA INDUSTRIES                                      | 25-TP       | H.NO. 9-8-106, INDUSTRIAL ESTATE, PADMANAGAR.                      | 9 tonns         | Karimnagar | Karimnagar |
| 179     | Godavari Agro Seeds                                      | 02 - ( TP ) | D.No. 2-93/1, Masakapur (V), Khanapur (M) Adilabad.                | 80.00           | Adilabad   | Nizamabad  |
| 180     | Sai Seeds  | 926-P       | D.No. 1-2-28/22, Sofinagar, Nirmal, Adilabad.                      | 80.00           | Adilabad   | Nizamabad  |
| 181     | Sri Meera Beej   | 12 - ( TP ) | D-5 , Industrial Estate, Sofinagar, Nirmal, Adilabad.              | 80.00           | Adilabad   | Nizamabad  |
| 182     | A.D.A Seed Farms   | 1329 - P    | Malthumeda (V), Nagireddypet (M),Nizamabad.                        | 80.00           | Nizamabad  | Nizamabad  |
| 183     | Akshaya Seeds Corporation                                | 48- ( TP )  | H.No.4-7-123/1, Dohighat, Nizamabad Road, Armoor, Dist:- Nizamabad | 80.00           | Nizamabad  | Nizamabad  |
| 184     | Andhra Seeds Processing Plant                            | 965-P       | H.No.3-1-111/9, Nizamabad Road, Armoor, Nizamabad                  | 80.00           | Nizamabad  | Nizamabad  |
| 185     | APSSDC LTD   | 13          | Sarangapur, Industrial Estate, Nizamabad.                          | 320.00          | Nizamabad  | Nizamabad  |
| 186     | Armoor Hybrid Seeds                                      | 225         | Govindpet Road, Jakranpally (M), Nizamabad.                        | 160.00          | Nizamabad  | Nizamabad  |
| 187     | Atheeq Seeds   | 1022-P      | Sarangapur, Industrial Estate, Nizamabad.                          | 80.00           | Nizamabad  | Nizamabad  |
| 188     | Balaji Hybrid Seeds                                      | 1113-P      | H.No.6-43 Dharmaram(B),Ditchpally (M), Nizamabad.                  | 80.00           | Nizamabad  | Nizamabad  |
| 189     | Ganga Bhavani Seeds                                      | 1305 - P    | D.No.7-1/2, Ankapoor (V), Armoor (M), Dist:- Nizamabad.            | 80.00           | Nizamabad  | Nizamabad  |
| 190     | Ganga Devi Seeds, Arugal                                 | 1184-P      | 7-45, Arugal (V), Jakranpally (M), Nizamabad                       | 80.00           | Nizamabad  | Nizamabad  |
| 191     | Ganga Kaveri Seeds(P) Ltd                                | 773-P       | D.No. 767-63/3, Ankapoor,(V), Armoor (M), Nizamabad                | 80.00           | Nizamabad  | Nizamabad  |
| 192     | Ganga Seeds  | 928-P       | Ankapoor (V), Armoor (M), Nizamabad.                               | 80.00           | Nizamabad  | Nizamabad  |
| 193     | Ganga Yamuna Hy. Seeds                                   | 880-P       | D.No.7-62/5, Ankapoor,(V) Armoor (M) Nizamabad.                    | 80.00           | Nizamabad  | Nizamabad  |
| 194     | Gayatri seeds  | 924-P       | Govindpet Road, Brahmanapalli,(V), Jakranpally (M), Nizamabad.     | 80.00           | Nizamabad  | Nizamabad  |
| 195     | Gayatri Seeds Corporation                                | 1327 - P    | D.No. 1-1, ARP Camp, Yedapally(V), Bodhan(M), Dist:- Nizamabad.    | 80.00           | Nizamabad  | Nizamabad  |
| 196     | Godavari Gold Seeds                                      | 1158-P      | H. No.8-84, Ankapoor(V),, Armoor (M) Nizamabad.                    | 80.00           | Nizamabad  | Nizamabad  |
| 197     | Godavari Hy.Beej   | 171         | Ankapoor,(V), Armoor (M), Nizamabad.                               | 160.00          | Nizamabad  | Nizamabad  |
| 198     | Green Vision Agri Tech                                   | 847-P       | Ankapoor,(V), Armoor(M), Nizamabad.                                | 80.00           | Nizamabad  | Nizamabad  |
| 199     | Guradi Reddy Rythu Sangam                                | 802-P       | Ankapoor,V) Armoor (M) Nizamabad.                                  | 80.00           | Nizamabad  | Nizamabad  |
| 200     | Hara Tech Seeds  | 469-A       | NH-7 Nagpur Road, Perkit,(V), Armoor(M), Nizamabad.                | 160.00          | Nizamabad  | Nizamabad  |
| 201     | Hari Hy. Seeds   | 1005-P      | D.No. 11-1-8/51, Srinagar, Jammepally, Road, Kanapur, Nizamabad    | 80.00           | Nizamabad  | Nizamabad  |

**ANNEXURE - XIX**

**STATEMENT SHOWING THE DIVISION / DISTRICT / COMPANY-WISE PROCESSING PLANTS / GROUNDNUT CLEANING CENTRES REGISTERED DURING THE YEAR 2014-15**

Contd.....

| Sl. No. | NAME OF THE PROCESSING PLANT / GROUNDNUT CLEANING CENTRE | CODE        | LOCATION   | CAPACITY (Qnts) | DISTRICT  | DIVISION  |
|---------|--|-------------|--|-----------------|-----------|-----------|
| 202     | Kanakaduraga Hy. Seeds                                   | 1045-P      | NH-7 Road, Mamidipalli (V), Armoor (M) Nizamabad.                                  | 80.00           | Nizamabad | Nizamabad |
| 203     | Karshak Seed Village Programme Group                     | 1375 - M    | Aloor (V), Armoor (M), Nizamabad.  | 80.00           | Nizamabad | Nizamabad |
| 204     | KGLN Hy.Seeds  | 929-P       | H.No. 1-3/1/A, Mamidipally (V) Armoor (M) , Nizamabad.                             | 80.00           | Nizamabad | Nizamabad |
| 205     | Kisan Hy.Seeds   | 1191-P      | H.No. 4-7-125/2, Armoor, Nizamabad   | 80.00           | Nizamabad | Nizamabad |
| 206     | Krishidhan Seeds   | 1123 - P    | C/o. Leela Devi Godowns, Khanapur, Nizamabad.                                      | 80.00           | Nizamabad | Nizamabad |
| 207     | Laxmi Agri Tech  | 1059-P      | H.No.7-63/2, Ankapoor(V),Armoor (M) Nizamabad.                                     | 80.00           | Nizamabad | Nizamabad |
| 208     | LSCS, Pothangal  | 41 - ( TP ) | D.No. 8-101/1, Pothangal (V), Kotgiri (M), Nizamabad.                              | 80.00           | Nizamabad | Nizamabad |
| 209     | MahadhanAgro Inudstries                                  | 810-P       | Satyantarayanapuram(V) Varni, (M) Nizamabad.                                       | 80.00           | Nizamabad | Nizamabad |
| 210     | Mahalaxmi Seeds plant                                    | 1156-P      | D.No. 3-61, Mumpally (V),Jakranpally (M), Nizamabad.                               | 80.00           | Nizamabad | Nizamabad |
| 211     | Maruthi Seeds  | 425-A       | NH-16, Nizamabad Road, Armoor, Nizamabad.  | 160.00          | Nizamabad | Nizamabad |
| 212     | Nandi Seedes Private Limited                             | 1371 - P    | Door No.12-5-179, Arsapally, Nizamabad   | 80.00           | Nizamabad | Nizamabad |
| 213     | Narsimha Agri Tech                                       | 1260 - P    | Argul (V), Jakranpally (M), Dist.- Nizamabad.                                      | 80.00           | Nizamabad | Nizamabad |
| 214     | Nath Bio-Genes (I) Limited                               | 37- ( TP )  | Mumpally(V),Jakranpally (M), Dist : Nizamabad.                                     | 80.00           | Nizamabad | Nizamabad |
| 215     | Om Seeds Corporation                                     | 682-P       | OPP: LIC Building , Nizamabad Road, Armoor, Nizamabad.                             | 80.00           | Nizamabad | Nizamabad |
| 216     | Pinakani Seeds   | 1165-P      | D.No. 8-87, Ankapoor(V),Armoor (M) Nizamabad                                       | 80.00           | Nizamabad | Nizamabad |
| 217     | Sanjeevani Hybrid Seeds                                  | 708-P       | Armoor (M) Dist. Nizamabad.  | 160.00          | Nizamabad | Nizamabad |
| 218     | Satya Sai Seeds Corp.                                    | 1157-P      | D.No. 3-1-11/8/1/1 Near Dhobighat,Armoor, Nizamabad.                               | 80.00           | Nizamabad | Nizamabad |
| 219     | Shiva Ganga Seeds  | 899-P       | D.No. 7-62/6, Ankapoor,(V) Armoor (M), Nizamabad.                                  | 80.00           | Nizamabad | Nizamabad |
| 220     | Shubha Ganga Seeds                                       | 1367 - P    | Padga X Road, Padgal ( V) , Armoor(M), Dist:- Nizamabad.                           | 80.00           | Nizamabad | Nizamabad |
| 221     | Sindhu Agri-Bio Tech                                     | 1000-P      | D.No. 4-7-124, Dhobighat,Armoor, Nizamabad.  | 80.00           | Nizamabad | Nizamabad |
| 222     | Sri Ganga Hybrid Seeds                                   | 817-P       | D.No. 7-62/2/2, Ankapoor,(V), Armoor (M) Nizamabad.                                | 80.00           | Nizamabad | Nizamabad |
| 223     | Sri Gangothri Hybrid Seeds                               | 38- ( TP )  | Door No. 4-62, Govindpet Road, Brahmanpally(V), Jakranpally (M), Dist : Nizamabad. | 80.00           | Nizamabad | Nizamabad |
| 224     | Sri Laxmi Seeds  | 927-P       | Govindpet Road, Brahmanapalli,(V), Jakranpally (M), Nizamabad.                     | 80.00           | Nizamabad | Nizamabad |

**ANNEXURE - XIX**

Contd.....

**STATEMENT SHOWING THE DIVISION / DISTRICT / COMPANY-WISE PROCESSING PLANTS / GROUNDNUT CLEANING CENTRES REGISTERED DURING THE YEAR 2014-15**

| Sl. No. | NAME OF THE PROCESSING PLANT / GROUNDNUT CLEANING CENTRE | CODE        | LOCATION  | CAPACITY (Qts) | DISTRICT  | DIVISION  |
|---------|--|-------------|---|----------------|-----------|-----------|
| 225     | Sri Laxmi Seeds  | 927-P       | D.No. 4-53/2, Govindpet Road, Brahmanapalli(V), Jakranpally (M) Nizamabad | 80.00          | Nizamabad | Nizamabad |
| 226     | Sri Raghavendra Seeds                                    | 824-P       | Satyantarayanapuram(V) Varni, (M) Nizamabad.                              | 80.00          | Nizamabad | Nizamabad |
| 227     | Sri Tirumala Hybrid Seeds                                | 428-A       | H.no. 7-62,4, Ankapoor (V), Armoor (M) Nizamabad.                         | 80.00          | Nizamabad | Nizamabad |
| 228     | Sri Venkateswara Seeds Plant                             | 536-A       | D.No.3-2-4, Armoor, Nizamabad.  | 80.00          | Nizamabad | Nizamabad |
| 229     | State Seed Farm  | 860-P       | Boppaspalli (V), Birkur (M), Dist. Nizamabad.                             | 80.00          | Nizamabad | Nizamabad |
| 230     | Super Seeds plant  | 430-A       | Sarangapur, Industrial Estate, Nizamabad.                                 | 80.00          | Nizamabad | Nizamabad |
| 231     | Surya Agro Tech  | 892-P       | D.No.1-1/1 W, Khanapur,(V), Nizamabad.                                    | 80.00          | Nizamabad | Nizamabad |
| 232     | The Large Sized Co.Operative Society Limited             | 41- (TP)    | Pothangal (V), Koptagiri (M), Dist:- Nizamabad.                           | 80.00          | Nizamabad | Nizamabad |
| 233     | The Primary Agri.Co.Operative Credit Society Limited     | 881 - P     | H. No. 5-64/6, Ethonda (V), Kotagiri (M), Dist:-Nizamabad.                | 80.00          | Nizamabad | Nizamabad |
| 234     | The Primary Agri.Co.Operative Credit Society Limited     | 42- ( TP )  | Bodhan (V), Bodhan (M), Dist:- Nizamabad.                                 | 80.00          | Nizamabad | Nizamabad |
| 235     | The Primary Agri.Co.Operative Credit Society Limited     | 40- ( TP )  | Makloor (V), Makloor (M), Dist:- Nizamabad.                               | 80.00          | Nizamabad | Nizamabad |
| 236     | The Primary Agri.Co.Operative Credit Society Limited     | 36 -(TP)    | Tandur, Kitchannapet(V), Nagireddyptet (M), Dist:- Nizamabad.             | 80.00          | Nizamabad | Nizamabad |
| 237     | The Primary Agri.Co.Operative Credit Society Limited     | 34 - ( TP ) | Banswada (V), Banswada (M), Dist:- Nizamabad.                             | 80.00          | Nizamabad | Nizamabad |
| 238     | The Primary Agri.Co.Operative Credit Society Limited     | 47- ( TP )  |   | 80.00          | Nizamabad | Nizamabad |
| 239     | The Primary Agri.Co.Operative Credit Society Limited     | 35 - ( TP ) | Achampet (V), Nizamsagar (M), Dist:- Nizamabad.                           | 80.00          | Nizamabad | Nizamabad |
| 240     | Triveni Agri Tech  | 1192-P      | D.No. 763/4,Ankapoor(V), Armoor (M), Nizamabad.                           | 80.00          | Nizamabad | Nizamabad |
| 241     | Vijaya Hybrid Seeds                                      | 630-P       | Armoor (V), Armoor (M), Nizamabad   | 80.00          | Nizamabad | Nizamabad |
| 242     | Vinayaka Seed Processors                                 | 1360 - P    | H.No.1-3-119, Azamgunj, Achanpally, Bodhan, Dist:- Nizamabad              | 80.00          | Nizamabad | Nizamabad |
| 243     | Zaheer Agro Industries                                   | 1021 - P    | Sarangapur,D-1 Unit, Industrial Estate, Nizamabad                         | 80.00          | Nizamabad | Nizamabad |
| 244     | APSSDC, Khammam  | 330-A       | H.No. 2-3-96/49, Vill: Arempula, Mdl: Khammam.                            | 400            | Khammam   | Warangal  |
| 245     | APSSDC, Khammam  | 921(P)      | H.No. 5-60, Vill: Pedda Tanda, Mdl: Khammam Rural.                        | 400            | Khammam   | Warangal  |
| 246     | Mythri Seeds   | 1361 (P)    | H.No. 6-6, X-Road, Vill: Bhupalapatnam, Mdl: Pinapaka.                    | 200            | Khammam   | Warangal  |
| 247     | Ravi Hybrid Seeds, Sujathanagar                          | 1333(P)     | 5--26, Vill: Sujathanagar, Mdl: Kothagudem.                               | 200            | Khammam   | Warangal  |

**ANNEXURE - XIX**

**STATEMENT SHOWING THE DIVISION / DISTRICT / COMPANY-WISE PROCESSING PLANTS / GROUNDNUT CLEANING CENTRES REGISTERED DURING THE YEAR 2014-15**

Contd.....

| Sl. No. | NAME OF THE PROCESSING PLANT / GROUNDNUT CLEANING CENTRE | CODE    | LOCATION  | CAPACITY (Qnts) | DISTRICT | DIVISION |
|---------|--|---------|---|-----------------|----------|----------|
| 248     | A.N.Reddy Seeds  | 1092(P) | Sy.No. 1581, Vill: I.D.A., Madikonda, Mdi: Hanamkonda.            | 200             | Warangal | Warangal |
| 249     | Adharsha Rythu Club                                      | 1376-M  | Vill: Narlapur, Mdi: Parkal.                                      | 100             | Warangal | Warangal |
| 250     | Amruth Agro- Tech (Unit-I)                               | 433-A   | Sy.No.1581, Vill: I.P., Madikonda, Mdi: Hanamkonda.               | 600             | Warangal | Warangal |
| 251     | Amruth Agro-Tech (Unit-II)                               | 1029(P) | PlotNo.1B,2A,2B,3A,3B&4A, Vill: I.P., Madikonda, Mdi: Hanamkonda. | 600             | Warangal | Warangal |
| 252     | Andhra Seeds Corporation                                 | 192     | Vill: Prakashreddypally, Mdi: Hanamkonda.                         | 100             | Warangal | Warangal |
| 253     | Annadatha Seeds Co.                                      | 792(P)  | Plot No. 228/A, Vill: I.D.A., Rampur, Mdi: Dharmasagar.           | 200             | Warangal | Warangal |
| 254     | APSSDC, Warangal   | 243     | D.No. 2-65-49/1-A, Vill: Madikonda, Mdi: Hanamkonda.              | 1000            | Warangal | Warangal |
| 255     | Aravind Seeds(P) Ltd                                     | 1033(P) | Sy.No. 424/2,3,5 & 434/2,3, Vill: Ananthasagar, Mdi: Hasanparthy. | 400             | Warangal | Warangal |
| 256     | Balaji AgroTech (Seed Proc)                              | 1151(P) | Sy.No.331/A/1, Vill & Mdi: Hasanparthy.                           | 200             | Warangal | Warangal |
| 257     | Balaji Seeds & Processors                                | 510-A   | H.No. 23-6-144, Hunter Road, Vill & Mdi: Hanamkonda.              | 100             | Warangal | Warangal |
| 258     | Balaji Seeds Co.   | 1197(P) | Plot No. 179/C, Vill: I.D.A., Madikonda, Mdi: Hanamkonda.         | 200             | Warangal | Warangal |
| 259     | Bhadrakali Industries                                    | 07 (TP) | Plot No. 21, I.D.A., Vill: Madikonda, Mdi: Hanamkonda.            | 200             | Warangal | Warangal |
| 260     | Divya Seeds  | 1357(P) | Sy. No. 72/A, Vill: Somidi, Mdi: Hanamkonda.                      | 200             | Warangal | Warangal |
| 261     | Divya Seeds & Processors                                 | 349-A   | Plot No. 246, Vill: I.D.A., Rampur, Mdi: Dharmasagar.             | 200             | Warangal | Warangal |
| 262     | Factum Seeds   | 1259(P) | Sy.No. 542, Vill: Shayampet, Mdi: Hanamkonda.                     | 200             | Warangal | Warangal |
| 263     | Gangothri Seeds  | 999(P)  | Plot No. 185, Vill: I.D.A., Rampur, Mdi: Dharmasagar.             | 200             | Warangal | Warangal |
| 264     | Gayathri Seeds   | 1190(P) | Plot No.7&8, Vill: I.P.,Rampur, Mdi: Dharmasagar.                 | 200             | Warangal | Warangal |
| 265     | Gowthami seeds   | 1269(P) | H.No. 5-118 & 5-120, Vill: Rampur, Mdi: Dharmasagar.              | 200             | Warangal | Warangal |
| 266     | Harsha Seeds   | 1099(P) | Plot No. 85 & 86, Vill: I.D.A., Rampur, Mdi: Dharmasagar.         | 200             | Warangal | Warangal |
| 267     | Hi-Tech Agro Seeds & Farms                               | 473-A   | H.No. 5-188, Vill: Reddypuram, Mdi: Hasanparthy.                  | 200             | Warangal | Warangal |
| 268     | Kanakadurga Seeds & Procrs                               | 582-A   | Plot No. 179, Vill: I.D.A., Rampur, Mdi: Dharmasagar .            | 200             | Warangal | Warangal |
| 269     | Karshak Seeds & Seed Procrs                              | 239     | D.No. 5-208, Vill: Pasra, Mdi: Govindaraopet.                     | 200             | Warangal | Warangal |
| 270     | Karshak Seeds & Seed Procrs                              | 992(P)  | Plot No. 177 & 178, Vill: I.D.A., Rampur, Mdi: Dharmasagar.       | 300             | Warangal | Warangal |

**ANNEXURE - XIX**

**STATEMENT SHOWING THE DIVISION / DISTRICT / COMPANY-WISE PROCESSING PLANTS / GROUNDNUT CLEANING CENTRES REGISTERED DURING THE YEAR 2014-15**

Contd.....

| Sl. No. | NAME OF THE PROCESSING PLANT / GROUNDNUT CLEANING CENTRE | CODE    | LOCATION   | CAPACITY (Qtlis) | DISTRICT | DIVISION |
|---------|--|---------|--|------------------|----------|----------|
| 271     | Keshava Seeds Proc Plant                                 | 1104(P) | Villi: Nadikuda, Mdi:Parakal.                                    | 200              | Warangal | Warangal |
| 272     | Kinnera Seeds (P) Ltd                                    | 507-A   | H.No. 6-46/1, Villi: Thimmapur, Mdi: Hanamkonda.                 | 400              | Warangal | Warangal |
| 273     | Krishni Vigyan Kendra, Malyal                            | 1303(P) | Villi: Malyal, Mdi: Mahabubabad.                                 | 200              | Warangal | Warangal |
| 274     | Laknavaram Seed Processors                               | 62      | Villi & Mdi: Govindaraopet.                                      | 200              | Warangal | Warangal |
| 275     | Laxmi Seed Processors                                    | 415-A   | H.No. 1-9/1, Villi: Nakkalalpally, Mdi: Hanamkonda.              | 400              | Warangal | Warangal |
| 276     | M.R. Agri Tech   | 1148(P) | Plot No.186/B&187, Villi: I.D.A., Madikonda, Mdi: Hanamkonda.    | 300              | Warangal | Warangal |
| 277     | Mangala Seeds  | 569-A   | Plot No. 202 & 203, Villi: I.D.A., Rampur, Mdi: Dharmasagar.     | 800              | Warangal | Warangal |
| 278     | Maruthi Seed Processors                                  | 399-A   | Villi: I.D.A., Rampur, Mdi: Dharmasagar.                         | 200              | Warangal | Warangal |
| 279     | Niharika Agri Tech                                       | 1189(P) | Plot No.31&40, Villi: I.D.A., Madikonda, Mdi: Hanamkonda.        | 200              | Warangal | Warangal |
| 280     | NSC, WGL   | 6       | D.No. 2-11, Villi: Madikonda, Mdi: Hanamkonda.                   | 500              | Warangal | Warangal |
| 281     | NYSSA Agri-Tech  | 1262(P) | Plot No. 58,59,64 & 65, Villi: I.D.A., Rampur, Mdi: Dharmasagar. | 600              | Warangal | Warangal |
| 282     | Orugallu Seeds   | 1126(P) | Plot No.214&215, Villi: I.D.A., Rampur, Mdi: Dharmasagar.        | 600              | Warangal | Warangal |
| 283     | Padira Seeds & Forms                                     | 14 (TP) | Sy.No. 254/EL, Villi: Damera, Mdi: Atmakur.                      | 200              | Warangal | Warangal |
| 284     | Padira Seeds & Processors                                | 1065(P) | Villi: Damera, Mdi: Atmakur.                                     | 200              | Warangal | Warangal |
| 285     | Padmavathi Industries                                    | 1227(P) | Plot No. 3, Villi: I.D.A., Rampur, Mdi: Dharmasagar.             | 200              | Warangal | Warangal |
| 286     | Paladugu Seeds   | 680(P)  | Plot No. 181 & 182, Villi: I.D.A., Rampur, Mdi: Dharmasagar.     | 400              | Warangal | Warangal |
| 287     | Pavani Seed Processors                                   | 63      | H.No. 4-23, Villi & Mdi: Govindaraopet.                          | 500              | Warangal | Warangal |
| 288     | Prayag Agri genetics                                     | 955(P)  | H.No. 130, Main Rd, Villi: Chalvai, Mdi: Govindaraopet.          | 300              | Warangal | Warangal |
| 289     | Raghavendra Seeds  | 1066(P) | Plot No. 185, Villi: I.D.A., Madikonda, Mdi: Hanamkonda.         | 200              | Warangal | Warangal |
| 290     | Raja Rajeshwari Seeds &Procrs.                           | 903(P)  | Plot No. 174 & 175, Villi: I.D.A., Rampur, Mdi: Dharmasagar.     | 200              | Warangal | Warangal |
| 291     | Reshma Chemicals (P) Ltd                                 | 44 (TP) | H.No 8-9/3, Villi: Janpaka, Mdi: Geesukonda.                     | 100              | Warangal | Warangal |
| 292     | Sandeep Seeds & Farms                                    | 651(P)  | H.No. 2-47/1, Villi: Paliveipula, Mdi: Hanamkonda.               | 1000             | Warangal | Warangal |
| 293     | Sri Balaji Seed Processors                               | 1275(P) | 5-58/A, Villi: Pasara, Mdi: Govindaraopet.                       | 200              | Warangal | Warangal |

**ANNEXURE - XIX**

**STATEMENT SHOWING THE DIVISION / DISTRICT / COMPANY-WISE PROCESSING PLANTS / GROUNDNUT CLEANING CENTRES REGISTERED DURING THE YEAR 2014-15**

| Sl. No. | NAME OF THE PROCESSING PLANT / GROUNDNUT CLEANING CENTRE | CODE    | LOCATION   | CAPACITY (Qts) | DISTRICT | DIVISION |
|---------|--|---------|--|----------------|----------|----------|
| 294     | Sri Dhanalaxmi Industries                                | 1105(P) | Plot No.195, Vill: I.D.A., Rampur, Mdi: Dharmasagar.         | 200            | Warangal | Warangal |
| 295     | Sri Dhanyalaxmi Seeds & Procrs                           | 442-A   | Vill & Mdi: Govindaraopet.                                   | 200            | Warangal | Warangal |
| 296     | Sri Laxmi Seeds  | 33 (TP) | Plot No. 2 (Site. B), Vill: I.D.A, Rampur, Mdi: Dharmasagar. | 100            | Warangal | Warangal |
| 297     | Sri Matha Agri-Tech                                      | 1003(P) | Plot No. 2 & 15, Vill: I.D.A., Rampur, Mdi: Dharmasagar.     | 400            | Warangal | Warangal |
| 298     | Sri Rama DRVJPSFSangam                                   | 541-A   | Vill: Mogdumpuram, Mdi: Chennaraopet.                        | 100            | Warangal | Warangal |
| 299     | Sri Rama Seeds   | 581-A   | Plot No. 71, Vill: I.D.A., Rampur, Mdi: Dharmasagar.         | 200            | Warangal | Warangal |
| 300     | Sri Sai Swaroopa Seeds                                   | 1034(P) | Sy.No. 424/2,3 & 5, Vill: Ananthasagar, Mdi: Hasanparthy.    | 400            | Warangal | Warangal |
| 301     | Sri Thirumala Gayathri Industries                        | 1358(P) | Plot No. 168, Vill: I.P.,Madikonda, Mdi: Hanamkonda.         | 100            | Warangal | Warangal |
| 302     | Srinidhi seeds   | 1268(P) | H.No.1-3/3/1,Seethampet Rd, Vill& Mdi: Hasanparthy.          | 300            | Warangal | Warangal |
| 303     | Srinivasa Seeds & Proc Plant                             | 1276(P) | Plot No. 199, Vill: IDA., Madikonda, Mdi: Hanamkonda.        | 200            | Warangal | Warangal |
| 304     | Sumanjali Seeds & Farms                                  | 991(P)  | D.No. 23-6-187A, Vill: Hunter Road, Mdi: Hanamkonda.         | 400            | Warangal | Warangal |
| 305     | Surya Chandra Industries                                 | 1103(P) | Plot No. 17 & 18, Vill: I.D.A., Rampur, Mdi: Dharmasagar.    | 200            | Warangal | Warangal |
| 306     | Surya Jyothi Seeds India Pvt Ltd                         | 1373(P) | S.No.422/2,3,5 , Vill: Ananthasagar, Mdi: Hasanparthy.       | 600            | Warangal | Warangal |
| 307     | Trimurthy Industries                                     | 390-A   | Vill: Reddypalem, Mdi: Geesukonda.                           | 200            | Warangal | Warangal |
| 308     | Vamsi Krishna Seed Procrs.                               | 858(P)  | Sy.No. 101-B, Vill: Mamunoor, Mdi: Hanamkonda.               | 400            | Warangal | Warangal |
| 309     | Varsha Seeds & Seed Procrs.                              | 06 (TP) | Sy. No.490, Vill: Vangapahad, Mdi: Hasanparthy.              | 100            | Warangal | Warangal |
| 310     | Veg & Fruits GPSSMS Ltd.                                 | 576-A   | Vill & Mdi: Nallabally.                                      | 100            | Warangal | Warangal |

**ANNEXURE - XX****STATEMENT SHOWING THE CROP / VARIETY-WISE PARTICULARS OF VALIDATION AND RECLEANNING & VALIDATION DURING THE YEAR 2014-15**

(Qty. in Qttis.)

| Sl. No | CROP  | VARIETY         | QUANTITY OFFERED |                |                |                          |               |               | QUANTITY VALIDATED |                |                |                          |               |               |               |
|--------|-------|-----------------|------------------|----------------|----------------|--------------------------|---------------|---------------|--------------------|----------------|----------------|--------------------------|---------------|---------------|---------------|
|        |       |                 | VALIDATION       |                |                | RECLEANNING & VALIDATION |               |               | VALIDATION         |                |                | RECLEANNING & VALIDATION |               |               |               |
|        |       |                 | FOUND-ATION      | CERTI-FIED     | TOTAL          | FOUND-ATION              | CERTI-FIED    | TOTAL         | FOUND-ATION        | CERTI-FIED     | TOTAL          | FOUND-ATION              | CERTI-FIED    | TOTAL         |               |
| 1      | PADDY | AKSHAYDHAN      | 56.10            | 0.00           | 56.10          | 0.00                     | 0.00          | 0.00          | 56.10              | 0.00           | 56.10          | 0.00                     | 0.00          | 0.00          | 0.00          |
|        |       | BPT-1001        | 559.50           | 0.00           | 559.50         | 0.00                     | 0.00          | 0.00          | 559.50             | 0.00           | 559.50         | 0.00                     | 0.00          | 0.00          | 0.00          |
|        |       | BPT-5204        | 210.90           | 0.00           | 210.90         | 0.00                     | 68.70         | 68.70         | 210.90             | 0.00           | 210.90         | 0.00                     | 64.80         | 64.80         | 64.80         |
|        |       | IET-4094        | 158.40           | 0.00           | 158.40         | 0.00                     | 0.00          | 0.00          | 158.40             | 0.00           | 158.40         | 0.00                     | 0.00          | 0.00          | 0.00          |
|        |       | IET-4786        | 336.90           | 0.00           | 336.90         | 0.00                     | 0.00          | 0.00          | 336.90             | 0.00           | 336.90         | 0.00                     | 0.00          | 0.00          | 0.00          |
|        |       | IR-64           | 99.20            | 0.00           | 99.20          | 0.00                     | 0.00          | 0.00          | 99.20              | 0.00           | 99.20          | 0.00                     | 0.00          | 0.00          | 0.00          |
|        |       | IR-64           | 78.00            | 0.00           | 78.00          | 0.00                     | 0.00          | 0.00          | 78.00              | 0.00           | 78.00          | 0.00                     | 0.00          | 0.00          | 0.00          |
|        |       | JAYA            | 123.00           | 0.00           | 123.00         | 0.00                     | 0.00          | 0.00          | 123.00             | 0.00           | 123.00         | 0.00                     | 0.00          | 0.00          | 0.00          |
|        |       | KRH-2           | 0.00             | 0.00           | 0.00           | 0.00                     | 84.88         | 84.88         | 0.00               | 0.00           | 0.00           | 0.00                     | 84.06         | 84.06         | 84.06         |
|        |       | MTU-1010        | 0.00             | 4453.00        | 4453.00        | 0.00                     | 0.00          | 0.00          | 0.00               | 4453.00        | 4453.00        | 0.00                     | 0.00          | 0.00          | 0.00          |
|        |       | MTU-1010        | 319.80           | 0.00           | 319.80         | 0.00                     | 0.00          | 0.00          | 319.80             | 0.00           | 319.80         | 0.00                     | 0.00          | 0.00          | 0.00          |
|        |       | MTU-1064        | 90.30            | 0.00           | 90.30          | 0.00                     | 0.00          | 0.00          | 90.30              | 0.00           | 90.30          | 0.00                     | 0.00          | 0.00          | 0.00          |
|        |       | MTU-1075        | 59.40            | 0.00           | 59.40          | 0.00                     | 30.90         | 30.90         | 59.40              | 0.00           | 59.40          | 0.00                     | 30.00         | 30.00         | 30.00         |
|        |       | MTU-7029        | 1509.00          | 0.00           | 1509.00        | 0.00                     | 0.00          | 0.00          | 1508.40            | 0.00           | 1508.40        | 0.00                     | 0.00          | 0.00          | 0.00          |
|        |       | RP-BIO-226      | 45.00            | 0.00           | 45.00          | 0.00                     | 333.00        | 333.00        | 45.00              | 0.00           | 45.00          | 0.00                     | 327.00        | 327.00        | 327.00        |
|        |       | <b>TOTAL</b>    | <b>3645.50</b>   | <b>4453.00</b> | <b>8098.50</b> | <b>0.00</b>              | <b>517.48</b> | <b>517.48</b> | <b>3644.90</b>     | <b>4453.00</b> | <b>8097.90</b> | <b>0.00</b>              | <b>505.86</b> | <b>505.86</b> | <b>505.86</b> |
| 2      | JOWAR | CSH-14          | 0.00             | 75.09          | 75.09          | 0.00                     | 0.00          | 0.00          | 0.00               | 75.09          | 75.09          | 0.00                     | 0.00          | 0.00          | 0.00          |
|        |       | CSH-9           | 0.00             | 74.76          | 74.76          | 0.00                     | 0.00          | 0.00          | 0.00               | 74.76          | 74.76          | 0.00                     | 0.00          | 0.00          | 0.00          |
|        |       | <b>TOTAL</b>    | <b>0.00</b>      | <b>149.85</b>  | <b>149.85</b>  | <b>0.00</b>              | <b>0.00</b>   | <b>0.00</b>   | <b>0.00</b>        | <b>149.85</b>  | <b>149.85</b>  | <b>0.00</b>              | <b>0.00</b>   | <b>0.00</b>   | <b>0.00</b>   |
| 3      | MAIZE | CM-150          | 6.36             | 0.00           | 6.36           | 0.00                     | 0.00          | 0.00          | 6.32               | 0.00           | 6.32           | 0.00                     | 0.00          | 0.00          | 0.00          |
|        |       | CM-151          | 13.28            | 0.00           | 13.28          | 0.00                     | 0.00          | 0.00          | 13.20              | 0.00           | 13.20          | 0.00                     | 0.00          | 0.00          | 0.00          |
|        |       | CM-400 x CM 300 | 29.65            | 0.00           | 29.65          | 0.00                     | 0.00          | 0.00          | 29.60              | 0.00           | 29.60          | 0.00                     | 0.00          | 0.00          | 0.00          |
|        |       | HKI-1105        | 6.46             | 0.00           | 6.46           | 0.00                     | 0.00          | 0.00          | 6.36               | 0.00           | 6.36           | 0.00                     | 0.00          | 0.00          | 0.00          |
|        |       | HKI-1323        | 1.76             | 0.00           | 1.76           | 0.00                     | 0.00          | 0.00          | 1.12               | 0.00           | 1.12           | 0.00                     | 0.00          | 0.00          | 0.00          |
|        |       | HKI-1378        | 10.30            | 0.00           | 10.30          | 0.00                     | 0.00          | 0.00          | 10.22              | 0.00           | 10.22          | 0.00                     | 0.00          | 0.00          | 0.00          |



## ANNEXURE - XX

## STATEMENT SHOWING THE CROP / VARIETY-WISE PARTICULARS OF VALIDATION AND RECLEANNING &amp; VALIDATION DURING THE YEAR 2014-15

(Qty. in Qtls.)

| Sl. No | CROP      | VARIETY          | QUANTITY OFFERED |               |               |                          |             |             | QUANTITY VALIDATED |               |               |                          |             |             |
|--------|-----------|------------------|------------------|---------------|---------------|--------------------------|-------------|-------------|--------------------|---------------|---------------|--------------------------|-------------|-------------|
|        |           |                  | VALIDATION       |               |               | RECLEANNING & VALIDATION |             |             | VALIDATION         |               |               | RECLEANNING & VALIDATION |             |             |
|        |           |                  | FOUND-ATION      | CERTI-FIED    | TOTAL         | FOUND-ATION              | CERTI-FIED  | TOTAL       | FOUND-ATION        | CERTI-FIED    | TOTAL         | FOUND-ATION              | CERTI-FIED  | TOTAL       |
|        |           | HKI-161          | 6.76             | 0.00          | 6.76          | 0.00                     | 0.00        | 0.00        | 3.38               | 0.00          | 3.38          | 0.00                     | 0.00        | 0.00        |
|        |           | HKI-163          | 24.94            | 0.00          | 24.94         | 0.00                     | 0.00        | 0.00        | 24.84              | 0.00          | 24.84         | 0.00                     | 0.00        | 0.00        |
|        |           | HKI-193-1        | 83.36            | 0.00          | 83.36         | 0.00                     | 0.00        | 0.00        | 76.76              | 0.00          | 76.76         | 0.00                     | 0.00        | 0.00        |
|        |           | PC-4             | 20.00            | 0.00          | 20.00         | 0.00                     | 0.00        | 0.00        | 19.95              | 0.00          | 19.95         | 0.00                     | 0.00        | 0.00        |
|        |           | PRIYA            | 0.00             | 0.00          | 0.00          | 2.48                     | 0.00        | 2.48        | 0.00               | 0.00          | 0.00          | 2.24                     | 0.00        | 2.24        |
|        |           | <b>TOTAL</b>     | <b>202.87</b>    | <b>0.00</b>   | <b>202.87</b> | <b>2.48</b>              | <b>0.00</b> | <b>2.48</b> | <b>191.75</b>      | <b>0.00</b>   | <b>191.75</b> | <b>2.24</b>              | <b>0.00</b> | <b>2.24</b> |
| 4      | BAJRA     | D-23             | 4.50             | 0.00          | 4.50          | 0.00                     | 0.00        | 0.00        | 4.47               | 0.00          | 4.47          | 0.00                     | 0.00        | 0.00        |
|        |           | H-77833-2-202    | 58.95            | 0.00          | 58.95         | 0.00                     | 0.00        | 0.00        | 58.56              | 0.00          | 58.56         | 0.00                     | 0.00        | 0.00        |
|        |           | HBL-11           | 8.64             | 0.00          | 8.64          | 0.00                     | 0.00        | 0.00        | 8.58               | 0.00          | 8.58          | 0.00                     | 0.00        | 0.00        |
|        |           | HNB-67(IMIP)     | 0.00             | 111.00        | 111.00        | 0.00                     | 0.00        | 0.00        | 0.00               | 110.85        | 110.85        | 0.00                     | 0.00        | 0.00        |
|        |           | ICMA-843-22      | 11.13            | 0.00          | 11.13         | 0.00                     | 0.00        | 0.00        | 11.07              | 0.00          | 11.07         | 0.00                     | 0.00        | 0.00        |
|        |           | ICMA-97111       | 25.95            | 0.00          | 25.95         | 0.00                     | 0.00        | 0.00        | 25.83              | 0.00          | 25.83         | 0.00                     | 0.00        | 0.00        |
|        |           | ICMV-221         | 0.27             | 0.00          | 0.27          | 0.00                     | 0.00        | 0.00        | 0.00               | 0.00          | 0.00          | 0.00                     | 0.00        | 0.00        |
|        |           | J-2340           | 0.75             | 0.00          | 0.75          | 0.00                     | 0.00        | 0.00        | 0.67               | 0.00          | 0.67          | 0.00                     | 0.00        | 0.00        |
|        |           | MS-841-A         | 9.75             | 0.00          | 9.75          | 0.00                     | 0.00        | 0.00        | 9.69               | 0.00          | 9.69          | 0.00                     | 0.00        | 0.00        |
|        |           | MS-843-22        | 0.66             | 0.00          | 0.66          | 0.00                     | 0.00        | 0.00        | 0.63               | 0.00          | 0.63          | 0.00                     | 0.00        | 0.00        |
|        |           | MS-843-22A       | 96.65            | 0.00          | 96.65         | 0.00                     | 0.00        | 0.00        | 96.14              | 0.00          | 96.14         | 0.00                     | 0.00        | 0.00        |
|        |           | PUSA-23 (MH-169) | 0.00             | 25.80         | 25.80         | 0.00                     | 0.00        | 0.00        | 0.00               | 25.77         | 25.77         | 0.00                     | 0.00        | 0.00        |
|        |           | <b>TOTAL</b>     | <b>217.25</b>    | <b>136.80</b> | <b>354.05</b> | <b>0.00</b>              | <b>0.00</b> | <b>0.00</b> | <b>215.64</b>      | <b>136.62</b> | <b>352.26</b> | <b>0.00</b>              | <b>0.00</b> | <b>0.00</b> |
| 5      | RAGI      | SRICHIATHANYA    | 57.66            | 0.00          | 57.66         | 0.00                     | 0.00        | 0.00        | 57.60              | 0.00          | 57.60         | 0.00                     | 0.00        | 0.00        |
|        |           | <b>TOTAL</b>     | <b>57.66</b>     | <b>0.00</b>   | <b>57.66</b>  | <b>0.00</b>              | <b>0.00</b> | <b>0.00</b> | <b>57.60</b>       | <b>0.00</b>   | <b>57.60</b>  | <b>0.00</b>              | <b>0.00</b> | <b>0.00</b> |
| 6      | REDGRAM   | ICPL-85063       | 32.00            | 0.00          | 32.00         | 0.00                     | 0.00        | 0.00        | 28.00              | 0.00          | 28.00         | 0.00                     | 0.00        | 0.00        |
|        |           | <b>TOTAL</b>     | <b>32.00</b>     | <b>0.00</b>   | <b>32.00</b>  | <b>0.00</b>              | <b>0.00</b> | <b>0.00</b> | <b>28.00</b>       | <b>0.00</b>   | <b>28.00</b>  | <b>0.00</b>              | <b>0.00</b> | <b>0.00</b> |
| 7      | BLACKGRAM | TAU-1            | 2.25             | 0.00          | 2.25          | 0.00                     | 0.00        | 0.00        | 2.15               | 0.00          | 2.15          | 0.00                     | 0.00        | 0.00        |
|        |           | <b>TOTAL</b>     | <b>2.25</b>      | <b>0.00</b>   | <b>2.25</b>   | <b>0.00</b>              | <b>0.00</b> | <b>0.00</b> | <b>2.15</b>        | <b>0.00</b>   | <b>2.15</b>   | <b>0.00</b>              | <b>0.00</b> | <b>0.00</b> |

Contd.....

**ANNEXURE - XX**

**STATEMENT SHOWING THE CROP / VARIETY-WISE PARTICULARS OF VALIDATION AND RECLEANNING & VALIDATION DURING THE YEAR 2014-15**

(Qty. in Qtls.)

| Sl. No | CROP                    | VARIETY    | QUANTITY OFFERED |                 |                 |                          |                |               | QUANTITY VALIDATED |                 |                 |                          |                |               |
|--------|-------------------------|------------|------------------|-----------------|-----------------|--------------------------|----------------|---------------|--------------------|-----------------|-----------------|--------------------------|----------------|---------------|
|        |                         |            | VALIDATION       |                 |                 | RECLEANNING & VALIDATION |                |               | VALIDATION         |                 |                 | RECLEANNING & VALIDATION |                |               |
|        |                         |            | FOUND-<br>TION   | CERTI-<br>FIED  | TOTAL           | FOUND-<br>TION           | CERTI-<br>FIED | TOTAL         | FOUND-<br>TION     | CERTI-<br>FIED  | TOTAL           | FOUND-<br>TION           | CERTI-<br>FIED | TOTAL         |
| 8      | BENGALGRAM              | JG-11      | 1391.00          | 0.00            | 1391.00         | 0.00                     | 0.00           | 0.00          | 1391.00            | 0.00            | 1391.00         | 0.00                     | 0.00           | 0.00          |
|        |                         | JG-11      | 0.00             | 19119.00        | 19119.00        | 0.00                     | 0.00           | 0.00          | 0.00               | 19119.00        | 19119.00        | 0.00                     | 0.00           | 0.00          |
|        | <b>TOTAL</b>            |            | <b>1391.00</b>   | <b>19119.00</b> | <b>20510.00</b> | <b>0.00</b>              | <b>0.00</b>    | <b>0.00</b>   | <b>1391.00</b>     | <b>19119.00</b> | <b>20510.00</b> | <b>0.00</b>              | <b>0.00</b>    | <b>0.00</b>   |
| 9      | CASTOR                  | HARITHA    | 8172.00          | 0.00            | 8172.00         | 0.00                     | 0.00           | 0.00          | 8172.00            | 0.00            | 8172.00         | 0.00                     | 0.00           | 0.00          |
|        | <b>TOTAL</b>            |            | <b>8172.00</b>   | <b>0.00</b>     | <b>8172.00</b>  | <b>0.00</b>              | <b>0.00</b>    | <b>0.00</b>   | <b>8172.00</b>     | <b>0.00</b>     | <b>8172.00</b>  | <b>0.00</b>              | <b>0.00</b>    | <b>0.00</b>   |
| 10     | GROUNDNUT               | ICGV-1119  | 638.70           | 0.00            | 638.70          | 0.00                     | 0.00           | 0.00          | 638.70             | 0.00            | 638.70          | 0.00                     | 0.00           | 0.00          |
|        |                         | K-6        | 14695.00         | 0.00            | 14695.00        | 0.00                     | 0.00           | 0.00          | 14695.00           | 0.00            | 14695.00        | 0.00                     | 0.00           | 0.00          |
|        |                         | TMV-2      | 939.00           | 0.00            | 939.00          | 0.00                     | 0.00           | 0.00          | 939.00             | 0.00            | 939.00          | 0.00                     | 0.00           | 0.00          |
|        | <b>TOTAL</b>            |            | <b>16272.70</b>  | <b>0.00</b>     | <b>16272.70</b> | <b>0.00</b>              | <b>0.00</b>    | <b>0.00</b>   | <b>16272.70</b>    | <b>0.00</b>     | <b>16272.70</b> | <b>0.00</b>              | <b>0.00</b>    | <b>0.00</b>   |
| 11     | SUNFLOWER               | DRSF-108   | 4.05             | 0.00            | 4.05            | 0.00                     | 0.00           | 0.00          | 4.02               | 0.00            | 4.02            | 0.00                     | 0.00           | 0.00          |
|        |                         | DRSF-113   | 13.50            | 0.00            | 13.50           | 0.00                     | 0.00           | 0.00          | 13.48              | 0.00            | 13.48           | 0.00                     | 0.00           | 0.00          |
|        | <b>TOTAL</b>            |            | <b>17.55</b>     | <b>0.00</b>     | <b>17.55</b>    | <b>0.00</b>              | <b>0.00</b>    | <b>0.00</b>   | <b>17.50</b>       | <b>0.00</b>     | <b>17.50</b>    | <b>0.00</b>              | <b>0.00</b>    | <b>0.00</b>   |
| 12     | JUTE                    | JRO-524    | 10.20            | 0.00            | 10.20           | 0.00                     | 0.00           | 0.00          | 10.18              | 0.00            | 10.18           | 0.00                     | 0.00           | 0.00          |
|        | <b>TOTAL</b>            |            | <b>10.20</b>     | <b>0.00</b>     | <b>10.20</b>    | <b>0.00</b>              | <b>0.00</b>    | <b>0.00</b>   | <b>10.18</b>       | <b>0.00</b>     | <b>10.18</b>    | <b>0.00</b>              | <b>0.00</b>    | <b>0.00</b>   |
| 13     | DOLICHOS                | PEP        | 1.90             | 0.00            | 1.90            | 0.00                     | 0.00           | 0.00          | 1.85               | 0.00            | 1.85            | 0.00                     | 0.00           | 0.00          |
| 14     | FRENCHBEAN              | ARKA KOMAL | 2.75             | 0.00            | 2.75            | 0.00                     | 0.00           | 0.00          | 2.70               | 0.00            | 2.70            | 0.00                     | 0.00           | 0.00          |
| 15     | BRINJAL                 | PPL        | 0.18             | 0.00            | 0.18            | 0.00                     | 0.00           | 0.00          | 0.00               | 0.00            | 0.00            | 0.00                     | 0.00           | 0.00          |
|        | <b>VEGETABLE TOTALS</b> |            | <b>4.83</b>      | <b>0.00</b>     | <b>4.83</b>     | <b>0.00</b>              | <b>0.00</b>    | <b>0.00</b>   | <b>4.55</b>        | <b>0.00</b>     | <b>4.55</b>     | <b>0.00</b>              | <b>0.00</b>    | <b>0.00</b>   |
|        | <b>GRAND TOTAL</b>      |            | <b>30025.81</b>  | <b>23858.65</b> | <b>53884.46</b> | <b>2.48</b>              | <b>517.48</b>  | <b>519.96</b> | <b>30007.97</b>    | <b>23858.47</b> | <b>53866.44</b> | <b>2.24</b>              | <b>505.86</b>  | <b>508.10</b> |

**ANNEXURE-XXI**

**STATEMENT SHOWING CROP-WISE CERTIFICATION (REGULAR) SEED SAMPLES ANALYSED & RESULTS RECORDED  
IN TWO SEED TESTING LABORATORIES OF TSSCA DURING THE YEAR 2014-15  
(01.07.2014 TO 30.06.2015)**

| SI. No       | CROP       | RAJENDRANAGAR |                 |            |          |              | KARIMNAGAR (From 18-04-2016) |             |                 |          |          | GRAND TOTAL  |              |          |                 |          |           |              |              |   |    |     |       |
|--------------|------------|---------------|-----------------|------------|----------|--------------|------------------------------|-------------|-----------------|----------|----------|--------------|--------------|----------|-----------------|----------|-----------|--------------|--------------|---|----|-----|-------|
|              |            | Standard      | Physical Purity | ODV        | Moisture | Germi-nation | Total                        | Standard    | Physical Purity | ODV      | Moisture | Germi-nation | Total        | Standard | Physical Purity | ODV      | Moisture  | Germi-nation | Total        |   |    |     |       |
| 1            | PADDY      | 13594         | 0               | 293        | 0        | 45           | 338                          | 1146        | 0               | 2        | 0        | 0            | 0            | 0        | 0               | 2        | 14740     | 0            | 295          | 0 | 45 | 340 | 15080 |
| 2            | JOWAR      | 35            | 0               | 0          | 0        | 0            | 0                            | 0           | 0               | 0        | 0        | 0            | 0            | 0        | 0               | 0        | 35        | 0            | 0            | 0 | 0  | 0   | 35    |
| 3            | MAIZE      | 89            | 0               | 0          | 0        | 2            | 2                            | 29          | 0               | 2        | 0        | 0            | 2            | 0        | 0               | 2        | 118       | 0            | 2            | 0 | 2  | 4   | 122   |
| 4            | BAJIRA     | 203           | 0               | 0          | 0        | 1            | 1                            | 6           | 0               | 0        | 0        | 0            | 0            | 0        | 0               | 0        | 209       | 0            | 0            | 0 | 1  | 1   | 210   |
| 5            | RAGI       | 0             | 0               | 0          | 0        | 0            | 0                            | 3           | 0               | 0        | 0        | 0            | 0            | 0        | 0               | 0        | 3         | 0            | 0            | 0 | 0  | 0   | 3     |
| 6            | REDGRAM    | 74            | 0               | 0          | 0        | 0            | 0                            | 109         | 0               | 0        | 0        | 0            | 0            | 0        | 0               | 0        | 183       | 0            | 0            | 0 | 0  | 0   | 183   |
| 7            | GREENGRAM  | 279           | 2               | 0          | 0        | 0            | 2                            | 21          | 3               | 0        | 0        | 3            | 0            | 0        | 0               | 3        | 300       | 5            | 0            | 0 | 0  | 5   | 305   |
| 8            | BLACKGRAM  | 64            | 0               | 2          | 0        | 0            | 2                            | 11          | 0               | 0        | 0        | 0            | 0            | 0        | 0               | 0        | 75        | 0            | 2            | 0 | 0  | 2   | 77    |
| 9            | BENGALGRAM | 1438          | 3               | 0          | 0        | 0            | 3                            | 0           | 0               | 0        | 0        | 0            | 0            | 0        | 0               | 0        | 1438      | 3            | 0            | 0 | 0  | 3   | 1441  |
| 10           | COWPEA     | 7             | 0               | 0          | 0        | 0            | 0                            | 0           | 0               | 0        | 0        | 0            | 0            | 0        | 0               | 0        | 7         | 0            | 0            | 0 | 0  | 0   | 7     |
| 11           | CASTOR     | 9             | 0               | 0          | 0        | 0            | 0                            | 0           | 0               | 0        | 0        | 0            | 0            | 0        | 0               | 0        | 9         | 0            | 0            | 0 | 0  | 0   | 9     |
| 12           | GROUNDNUT  | 2762          | 0               | 0          | 0        | 4            | 4                            | 18          | 0               | 0        | 0        | 0            | 0            | 0        | 0               | 0        | 2780      | 0            | 0            | 0 | 4  | 4   | 2784  |
| 13           | SUNFLOWER  |               | 0               | 0          | 0        | 0            | 0                            | 2           | 0               | 0        | 0        | 0            | 0            | 0        | 0               | 0        | 2         | 0            | 0            | 0 | 0  | 0   | 2     |
| 15           | SESAMUM    | 37            | 0               | 0          | 0        | 0            | 0                            | 0           | 0               | 0        | 0        | 0            | 0            | 0        | 0               | 0        | 37        | 0            | 0            | 0 | 0  | 0   | 37    |
| 16           | FRENCHBEAN | 31            | 0               | 0          | 0        | 0            | 0                            | 0           | 0               | 0        | 0        | 0            | 0            | 0        | 0               | 0        | 31        | 0            | 0            | 0 | 0  | 0   | 31    |
| 17           | SOYABEAN   | 477           | 0               | 0          | 0        | 5            | 5                            | 222         | 0               | 0        | 0        | 0            | 0            | 0        | 0               | 0        | 699       | 0            | 0            | 0 | 5  | 5   | 704   |
| 18           | JUTE       | 91            | 0               | 0          | 0        | 0            | 0                            | 0           | 0               | 0        | 0        | 0            | 0            | 0        | 0               | 0        | 91        | 0            | 0            | 0 | 0  | 0   | 91    |
| 19           | VEGETABLES | 20            | 0               | 0          | 0        | 1            | 1                            | 17          | 0               | 0        | 0        | 0            | 0            | 0        | 0               | 0        | 37        | 0            | 0            | 0 | 1  | 1   | 38    |
| <b>TOTAL</b> |            | <b>19210</b>  | <b>5</b>        | <b>295</b> | <b>0</b> | <b>58</b>    | <b>358</b>                   | <b>1584</b> | <b>3</b>        | <b>4</b> | <b>0</b> | <b>7</b>     | <b>20794</b> | <b>8</b> | <b>299</b>      | <b>0</b> | <b>58</b> | <b>365</b>   | <b>21159</b> |   |    |     |       |

**ANNEXURE-XXII**

**STATEMENT SHOWING CROP-WISE PRIVATE (SERVICE) SEED SAMPLES  
ANALYSED IN TWO SEED TESTING LABORATORIES OF TSSCA  
DURING THE YEAR 2014-15**

**(01.07.2014 TO 30.06.2015)**

| <b>SI.No</b>       | <b>CROP</b>  | <b>RAJENDRANAGAR</b> | <b>KARIMNAGAR</b> | <b>TOTAL</b> |
|--------------------|--------------|----------------------|-------------------|--------------|
| 1                  | PADDY        | 163                  | 13                | 176          |
| 2                  | JOWAR        | 7                    | 0                 | 7            |
| 3                  | FODDER JOWAR | 441                  | 0                 | 441          |
| 4                  | MAIZE        | 95                   | 0                 | 95           |
| 5                  | BAJRA        | 24                   | 0                 | 24           |
| 6                  | REDGRAM      | 1                    | 0                 | 1            |
| 7                  | BLACKGRAM    | 1                    | 0                 | 1            |
| 8                  | COWPEA       | 1                    | 0                 | 1            |
| 9                  | GROUNDNUT    | 2                    | 0                 | 2            |
| 10                 | SUNFLOWER    | 5                    | 0                 | 5            |
| 11                 | SOYABEAN     | 50                   | 0                 | 50           |
| 12                 | MUSTARD      | 2                    | 0                 | 2            |
| 13                 | COTTON       | 8759                 | 0                 | 8759         |
| 14                 | SUNHEMP      | 1                    | 0                 | 1            |
| 15                 | LUCERNE      | 1                    | 0                 | 1            |
| 16                 | DAINCHA      | 1                    | 0                 | 1            |
| 17                 | VEGETABLES   | 61                   | 0                 | 61           |
| <b>GRAND TOTAL</b> |              | <b>9615</b>          | <b>13</b>         | <b>9628</b>  |

**ANNEXURE-XXIII**

**STATEMENT SHOWING THE DETAILS OF VARIETY-WISE FOUNDATION SEED SAMPLES  
REFERRED FOR GROW-OUT TEST DURING THE YEAR 2014-15  
(01.07.2014 TO 30.06.2015)**

| Sl. No.            | CROP  | VARIETY        | FOUNDATION |              |           |
|--------------------|-------|----------------|------------|--------------|-----------|
|                    |       |                | Standard   | Sub-Standard | Total     |
| 1                  | BAJRA | MS-843-22-A    | 6          | 4            | 10        |
|                    |       | ICMA-843-22-A  | 2          | 0            | 2         |
|                    |       | ICMA-94555     | 0          | 1            | 1         |
|                    |       | D-23           | 1          | 0            | 1         |
|                    |       | H-77/833-2-202 | 5          | 0            | 5         |
|                    |       | RHB-494        | 1          | 0            | 1         |
|                    |       | ICTP-8203      | 2          | 0            | 2         |
| <b>BAJRA TOTAL</b> |       |                | <b>17</b>  | <b>5</b>     | <b>22</b> |

**ABSTRACT**

**DETAILS OF SEED TESTING & GROW-OUT TEST SAMPLES ANALYSED DURING  
THE YEAR 2014-15 (01.07.2014 TO 30.06.2015)**

| SI.No.               | CROP  | FOUNDATION |              |           |
|----------------------|-------|------------|--------------|-----------|
|                      |       | Standard   | Sub-Standard | Total     |
| <b>GROW OUT TEST</b> |       |            |              |           |
| 1                    | BAJRA | 17         | 5            | 22        |
| <b>GOT TOTAL</b>     |       | <b>17</b>  | <b>5</b>     | <b>22</b> |









